



THE STATE OF IOWA
RECOVERY PLAN

State and Local Fiscal Recovery Funds

2023 REPORT

FORWARD

This Recovery Plan provides information on the State of Iowa's projects and how it plans to ensure program outcomes are achieved in an effective and equitable manner. It includes key performance indicators identified by the recipient and some mandatory indicators identified by Treasury. The State of Iowa will post this annual Recovery Plan on a public-facing website by or on the same date that the State submits the report to Treasury.

**This report covers the period from
July 1, 2022, to June 30, 2023.**



PART 1: General Overview 4

Executive Summary 4

Uses of Funds 6

- Public Health (EC 1) 8
- Negative Economic Impacts (EC 2) 10
- Public Health & Negative Economic Impacts:
Public Sector Capacity (EC 3) 19
- Premium Pay (EC 4) 21
- Infrastructure (EC 5) 21
- Revenue Replacement (EC 6) 22

Promoting Equitable Outcomes 33

Community Engagement 35

Labor Practices 37

Use of Evidence 37

Performance Report 38

PART 2: Project Inventory and Performance Report 39

EXPENDITURE CATEGORIES:

1. Public Health 41

2. Negative Economic Impacts 50

3. Public Health-Negative Economic Impact: *Public Sector Capacity* 67

4. Premium Pay 71

5. Infrastructure 73

6. Revenue Replacement 86

7. Administrative Expenses 104



Executive Summary

In this section, provide a high-level overview of the jurisdiction’s intended and actual uses of funding including, but not limited to the jurisdiction’s plan for use of funds to respond to the pandemic and promote economic recovery, key outcome goals, progress to date on those outcomes, and any noteworthy challenges or opportunities identified during the reporting period.

Now more than three years from the onset of the COVID-19 pandemic, Iowa has turned its focus from response and recovery to ensuring the state’s resiliency regardless of any challenges it may face in the future.

Iowa led one of the strongest economic recoveries in the nation throughout the pandemic and has successfully maintained its momentum due in large part to the state’s conservative budgeting, diverse economy, commonsense leadership, and tenacity of its people.

Because of its strong financial position, Iowa is looking ahead to the future as it invests the \$1.48 billion awarded it from the State and Local Fiscal Recovery Fund (SLFRF) available through the American Rescue Plan Act.

With the support of the Iowa Legislature, Governor Reynolds has obligated nearly 93% of its total funding

to projects that support Iowa’s continued resiliency and long-term, sustainable success. The state has prioritized transformational one-time investments aimed at strengthening the state’s economy, workforce, infrastructure, and public health.

In fact, because of the high-quality grant projects the Governor has initiated, ***Iowa has more than doubled its SLFRF investment by leveraging an additional \$1.91 billion in matching funds from other public and private entities.***

With projects being implemented in all 99 counties, this investment will have a positive impact on communities across the state from major metro areas to small rural towns. These one-time investments will protect the health, well-being, and quality of life in our state for generations to come and create opportunities for all Iowans to prosper.

Examples of the breadth and diversity of projects Iowa has initiated are featured below:

EC1: School Safety

SLFRF: \$100 M
The School Safety program was created in response to community violence and mass shootings that have occurred in the U.S. since the pandemic. Funds are being used to assess and improve school building vulnerabilities, enhance security, provide active shooter response training for school staff and first responders, and support a statewide app for anonymous reporting of potential threats.

EC2: Downtown Housing

SLFRF: \$20 M | Other: \$78 M
The Downtown Housing Grant Program aids in the revitalization of rural downtowns, increasing the diversity of housing stock and increasing opportunities to attract workforce to live and thrive in rural communities.

EC5: Broadband Expansion

SLFRF: \$200 M | Other: \$259 M
A rural state, broadband service has not been equitable across Iowa. This program is addressing broadband expansion statewide to better support telehealth, telework, online learning, business expansion and economic stability. Projects provide last-mile broadband services to homes, schools, and businesses in unserved and underserved areas.

EC6: Destination Iowa

SLFRF: \$115 M | Other: \$367 M
Destination Iowa creates and revitalizes attractions and outdoor amenities to raise Iowa’s profile and attract visitors, with the goal of making Iowa a top travel destination in the Midwest.

EC6: Iowa Commercial Aviation Infrastructure Fund

SLFRF: \$100 M | Other: \$675 M
During the early months of the pandemic, air travel into and out of the state was a dismal 10% of normal activity. This vital funding supports infrastructure projects that will fuel Iowa’s commercial air service as well as its post-pandemic recovery and economic growth.

EC6: Nonprofit Innovation Infrastructure Fund

SLFRF: \$41 M | Other \$51 M
The pandemic created increased demand for assistance, resulting in financial hardships for many nonprofit agencies which serve Iowans across the state. This grant program funds vertical infrastructure projects aimed at increasing services or expanding the number of Iowans served. In September 2022, \$40 million had been awarded to 24 nonprofits to complete shovel-ready projects.

Figure 1: Iowa's SLFRF Projects Which Leveraged Additional Funds

EXPENDITURE CATEGORY	SLFRF PROGRAM NAME	SLFRF FUNDS	ADDT'L FUNDS
Negative Economic Impacts (EC 2)	Child Care Business Incentive Grant Program	\$26,512,118.46	\$27,192,273
Negative Economic Impacts (EC 2)	Low Income Housing Tax Credit Loan Program	\$32,926,622	\$96,789,483
Negative Economic Impacts (EC 2)	Iowa HOME Grant Program	\$20,000,000	\$1,228,790
Negative Economic Impacts (EC 2)	Downtown Housing Grant Program	\$20,000,000	\$78,053,856.41
Negative Economic Impacts (EC 2)	Gear Up	\$5,670,750	\$157,310
Negative Economic Impacts (EC 2)	Manufacturing 4.0 – Mid-size Manufacturers	\$23,000,000	\$13,016,648
Negative Economic Impacts (EC 2)	Manufacturing 4.0 – Small Manufacturers	\$5,000,000	\$17,777,834
Infrastructure (EC 5)	Broadband Expansion	\$199,509,073	\$259,016,604.62
Infrastructure (EC 5)	Economically Significant Projects	\$38,000,000	\$267,000,000
Infrastructure (EC 5)	Wastewater Infrastructure for Unsewered Communities	\$15,000,000	\$6,367,190
Infrastructure (EC 5)	Industrial Water Reuse Projects	\$15,000,000	\$4,398,882
Infrastructure (EC 5)	Iowa Conservation Infrastructure Projects	\$25,000,000	\$873,620.79
Infrastructure (EC 5)	Watershed Protection Projects	\$8,000,000	\$14,383,456
Revenue Replacement (EC 6)	Iowa Commercial Aviation Infrastructure Fund	\$100,000,000	\$675,000,000
Revenue Replacement (EC 6)	Manufacturing 4.0 – Technology Investment Program for Manufacturers with 3-150 employees	\$2,000,000	\$2,771,625
Revenue Replacement (EC 6)	Destination Iowa	\$115,000,000	\$366,817,274
Revenue Replacement (EC 6)	Nonprofit Innovation Infrastructure Fund	\$40,804,743	\$51,480,045
Revenue Replacement (EC 6)	Home Rehabilitation Block Grant Pilot Program	\$4,000,000	\$3,324,000
Revenue Replacement (EC 6)	Iowa Language Learners Job Training	\$5,100,000	\$354,020
Revenue Replacement (EC 6)	Lucas Building Renovation	\$10,000,000	\$14,766,808
Revenue Replacement (EC 6)	Child Care Challenge	\$6,780,446.63	\$6,641,416
Revenue Replacement (EC 6)	UI Biosciences Infrastructure	\$8,200,000.00	\$3,800,000
Revenue Replacement (EC 6)	Endpoint Detection and Response	\$7,650,000.00	\$2,827,359
Revenue Replacement (EC 6)	Data Center Migration	\$19,722,563.00	\$2,592,000
Revenue Replacement (EC 6)	Demolition & Asbestos Remediation – Iowa Juvenile Home	\$353,278.05	\$750,000
TOTAL		\$753,229,594.14	\$1,917,380,495

Use of Funds

Describe in further detail the strategy and goals of the jurisdiction's SLFRF program, such as how your jurisdiction's approach would help support a strong and equitable recovery from the COVID-19 pandemic and economic downturn. Describe how their intended and actual uses of funds will achieve their goals. Given the broad eligible uses of funds and the specific needs of the jurisdiction, explain how the funds would support the communities, populations, or individuals in your jurisdiction. Address how the use of funds supports the overall strategy and goals in the following areas, to the extent they apply:

- **Public Health (EC 1)**
- **Negative Economic Impacts (EC 2)**
- **Public Health-Negative Economic Impact: Public Sector Capacity (EC 3)**
- **Premium Pay (EC 4)**
- **Water, sewer, and broadband infrastructure (EC 5)**
- **Revenue Replacement (EC 6)**

Figure 2: Iowa's Use of SLFRF Funds by Expenditure Category

The U.S. Treasury awarded the State of Iowa \$1.48 billion from the Coronavirus State and Local Fiscal Recovery Fund. The state has allocated approximately \$1.37 billion towards programs described in the following Use of Funds sections. The remaining funds have not yet been allocated.

SLFRF USE OF FUNDS BY EXPENDITURE CATEGORY

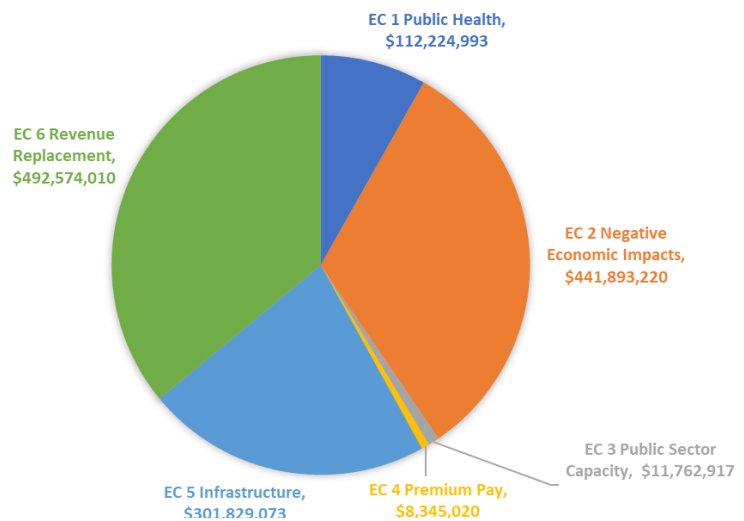


Figure 3: Iowa's SLFRF Allocation Percentages by Expenditure Category

The state of Iowa has spent the greatest proportion of its SLFRF funds to date within the Revenue Replacement category (EC 6), followed by Negative Economic Impacts category (EC 2), and thirdly within Infrastructure (EC 5).

SLFRF ALLOCATION PERCENTAGES BY EXPENDITURE CATEGORY

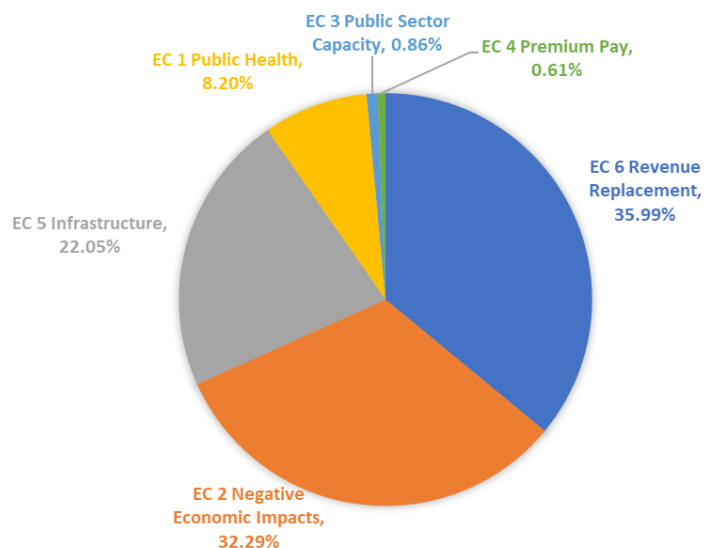


Figure 4: Iowa's SLFRF Funds and Additional Funds Contributed to SLFRF Programs by Expenditure Category

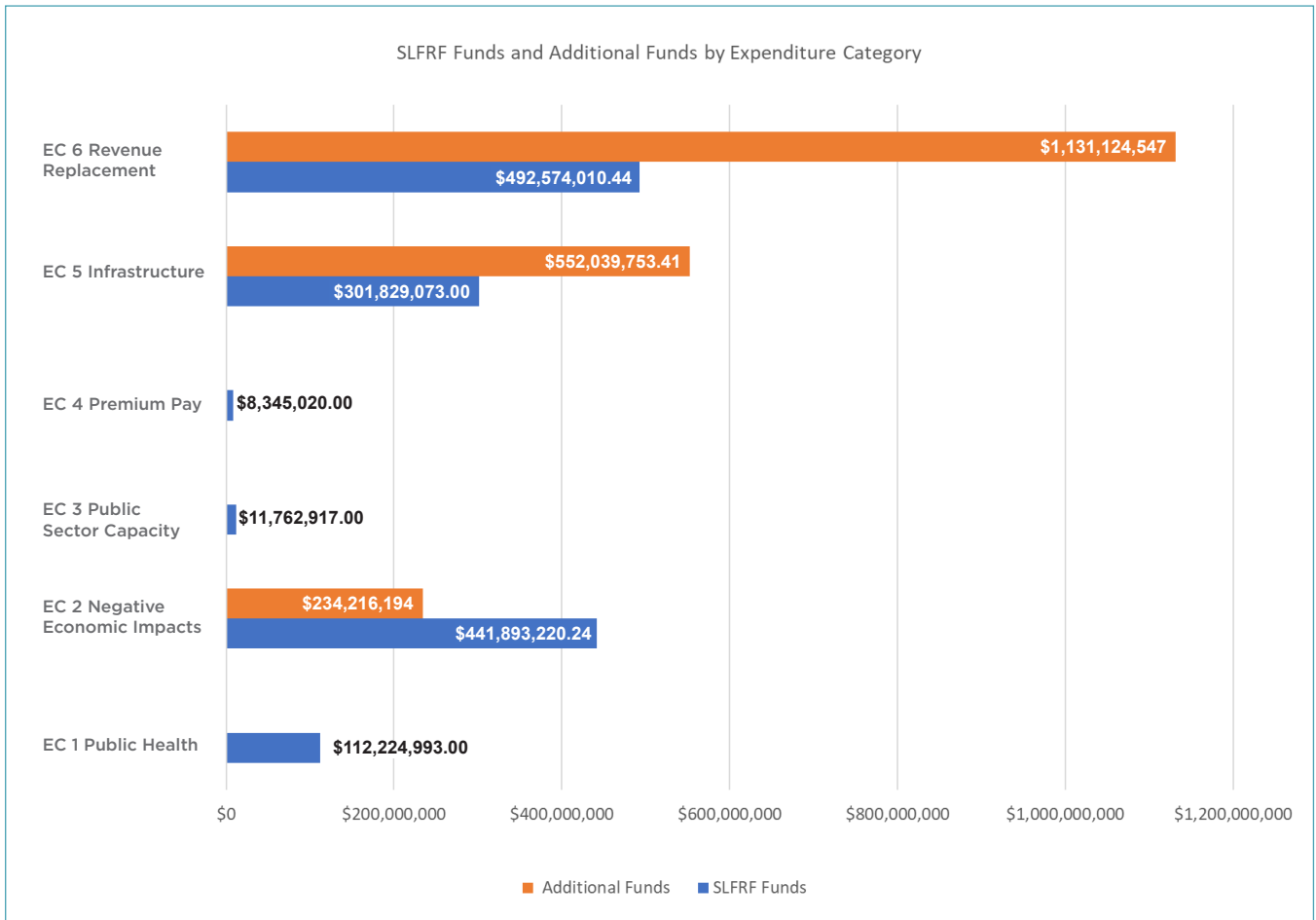
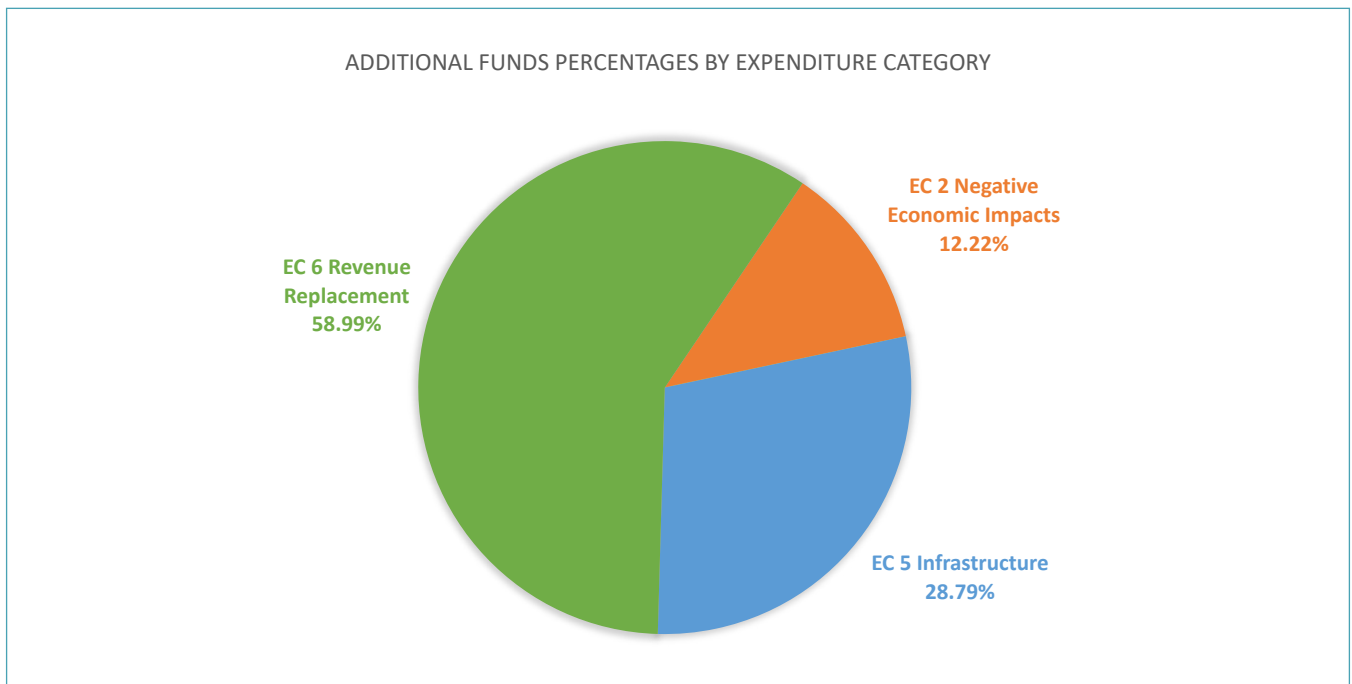


Figure 5: Iowa's Additional Funds Percentages by Expenditure Category



Use of Funds: PUBLIC HEALTH (EC 1)

The state has allocated approximately \$112.2 million or 8.20% of its total allocation so far towards responding to the public health impacts of the COVID-19 pandemic, including preventing and responding to violence.

Office of Public Guardian

In January of 2022, the Office of the Public Guardian (OPG) had a waiting list of low-income older adults and adults with disabilities in need of guardianship and/or conservatorship services. This backlog was in turn exacerbating a statewide hospital staffed-bed shortage as patients who were unable to make decisions necessary for a safe discharge often remained in the hospital for weeks or months longer than necessary until a guardian could be appointed. It was also exacerbating backlogs in the courts, as guardianship cases remained in a state of uncertainty where no willing and suitable guardian or successor guardian could be found.

Iowa does not have enough professional and volunteer guardians to meet the need for guardianship services at this time. Accordingly, this investment will create additional access to public guardianship services and support equitable health outcomes for Iowans by ensuring that low-income Iowans with impaired decision-making capacity can access healthcare and other services to which they are entitled in a timely manner. This investment allowed the Office of Public Guardian to clear the waiting list as it existed in January of 2022. The program accepted 41 new cases and was ultimately appointed by the courts to serve 31 individuals as a result of this funding. In addition to the \$502,200 invested in this program, the Iowa legislature increased the funds appropriated to the program for SFY2024 to \$880,000, resulting in capacity to increase individuals served by the program.

Homes for Iowa

Homes for Iowa will support recovery from COVID-19 by enhancing affordable housing stock in the state while also supporting successful community reentry to respond to increased violence due to the pandemic.

The program will reduce community violence by preparing incarcerated people for successful community reentry and reduced recidivism through a jobs training program in the building trades. Participants in this program will build modular housing for income-qualified Iowa residents. Incarcerated individuals at the Newton Correctional Facility will receive classroom and field training in the building trades. Additionally, they will receive

portable training certificates and be connected to Iowa employers upon release from prison. Post-release, the state expects a meaningful transition to civilian life and lower recidivism rates for participants in this program.

Homes for Iowa provides a solution to the state's shortage of skilled employees. Dan Clark, former Director of Prison Industries, said "[the program] has a number of men who have never worked with tools, never built anything, who come and discover that this is really something they have a passion for." And in the meantime, communities across the state are able to see new-build homes for the first time since the 1970s.

School Safety

The School Safety program responds to community violence that has been exacerbated by COVID-19 pandemic. The program is designed to respond to the increase in mass shootings, and more specifically school shootings. \$100 million in school safety funding will support Iowa's public school districts and non-public and independent schools, as well as all tribal schools in the state. Funds will be made available to schools to assess school building vulnerabilities and make investments in minor capital improvements for security enhancements, as well as emergency radios. Funds will be utilized to establish a School Safety Bureau that will implement technology and tools including proactive social media scanning software and an anonymous reporting tool. The School Safety Bureau will also provide additional active shooter training and work with the Department of Education to provide schools the opportunity to obtain digital maps of their facilities for use by local law enforcement and first responders.

In March 2023, the School Safety Bureau launched the Safe+Sound Iowa app, a free and anonymous reporting tool available to all public school districts and accredited non-public schools. Along with this, enhancements have also been made on emergency school radios, vulnerability assessments, critical incident mapping, and active shooter response and first aid training. "The funding builds upon the foundation of the Governor's School Safety Bureau to support all schools in collaboration with law enforcement partners to provide prevention, training and response strategies" – Public Safety Commissioner, Stephan K. Bayens.

cont. next page

PPE and DME Storage

The state of Iowa maintained a small stockpile of Personal Protective Equipment (PPE) prior to the COVID-19 pandemic. The state has now acquired and will need to continue to maintain and distribute a larger inventory of PPE, COVID-19 test materials and Durable Medical Equipment (DME). The project supports warehouse related costs, personnel, and purchase of PPE to maintain sufficient levels of inventory. The project is designed to maintain an inventory of PPE to be available for distribution if needed to protect against exposure to COVID-19, in accordance with CDC guidelines, or for use in any other public health emergency.

Use of Funds: **NEGATIVE ECONOMIC IMPACTS (EC 2)**

The state has allocated approximately \$441.9 million or 32.29% of its total allocations to date towards reducing the negative economic impact of the COVID-19 pandemic on the state's most vulnerable populations and businesses.

Housing

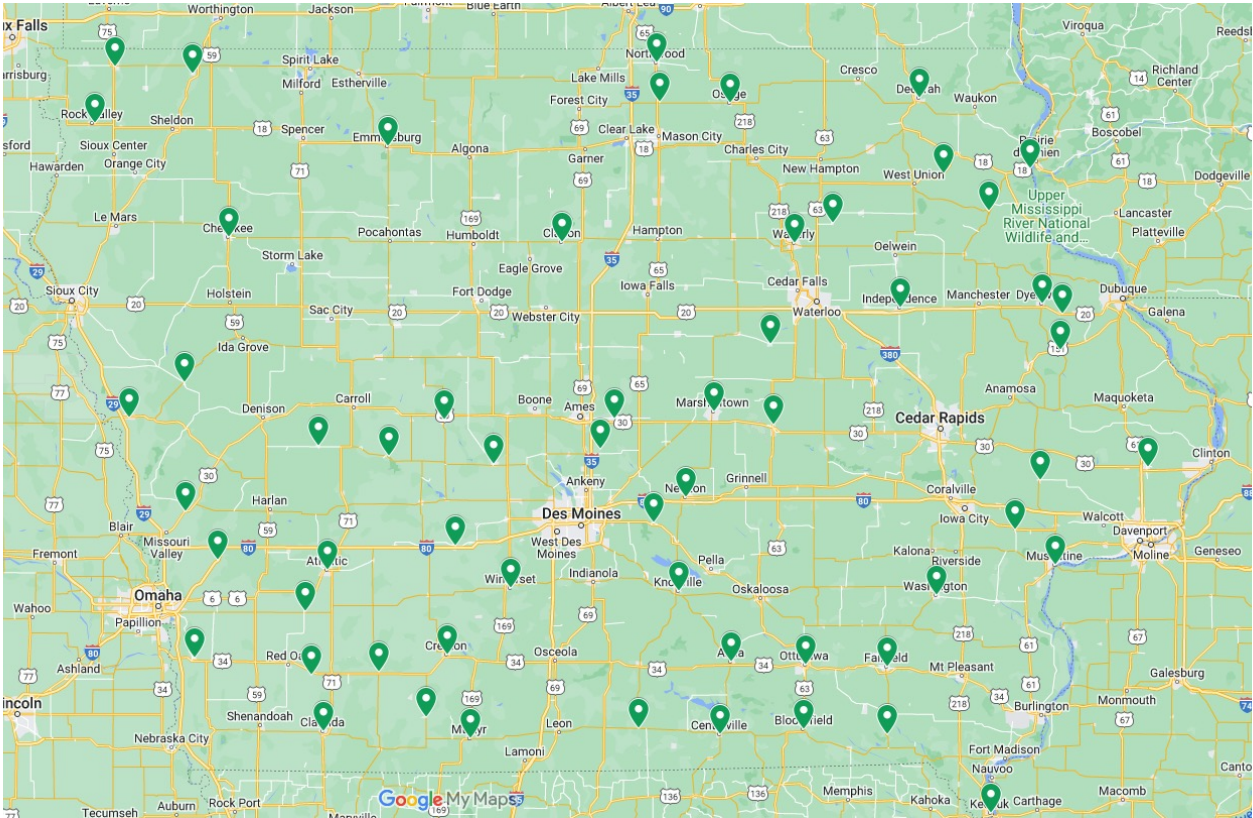
The State of Iowa is facing a shortage of housing units that are affordable to working Iowans, including essential workers. The development of affordable housing units is critical to ensure safe, healthy homes for families while avoiding congregate housing situations where the risk of the spread of COVID-19 is exacerbated.

Downtown Housing Grant Program

The pandemic exacerbated the economic challenges faced by rural downtown property owners and has made it more challenging to redevelop historic buildings into suitable housing supply. This has added to an already large shortage of housing in rural communities making it difficult for local employers to recruit employees. Renovating the largely vacant and underutilized lots across the state of Iowa, upper story development of existing and legacy buildings located within central business districts increase the housing supply in rural downtown areas. The Downtown Housing Grant Program will aid in the revitalization of downtown

neighborhoods in rural Iowa, increase diversity of available housing stock, and increase opportunities to enable the workforce to live and thrive in rural communities. In May 2022, the state announced investments to support downtown housing projects. \$19.4 million has been awarded to 59 communities, which will create 457 new homes for Iowans. Awarded communities will contribute approximately \$78 million in private investment, resulting in a combined total investment of \$97 million. Given that the average household size in Iowa based on the American Community Survey (ACS, 2016-2020) was 2.4 individuals, the downtown housing program will directly impact the lives of 1,096 Iowans.

Figure 6: Map of projects awarded Downtown Housing grants



Minority Homebuyer Down Payment Assistance Pilot Program

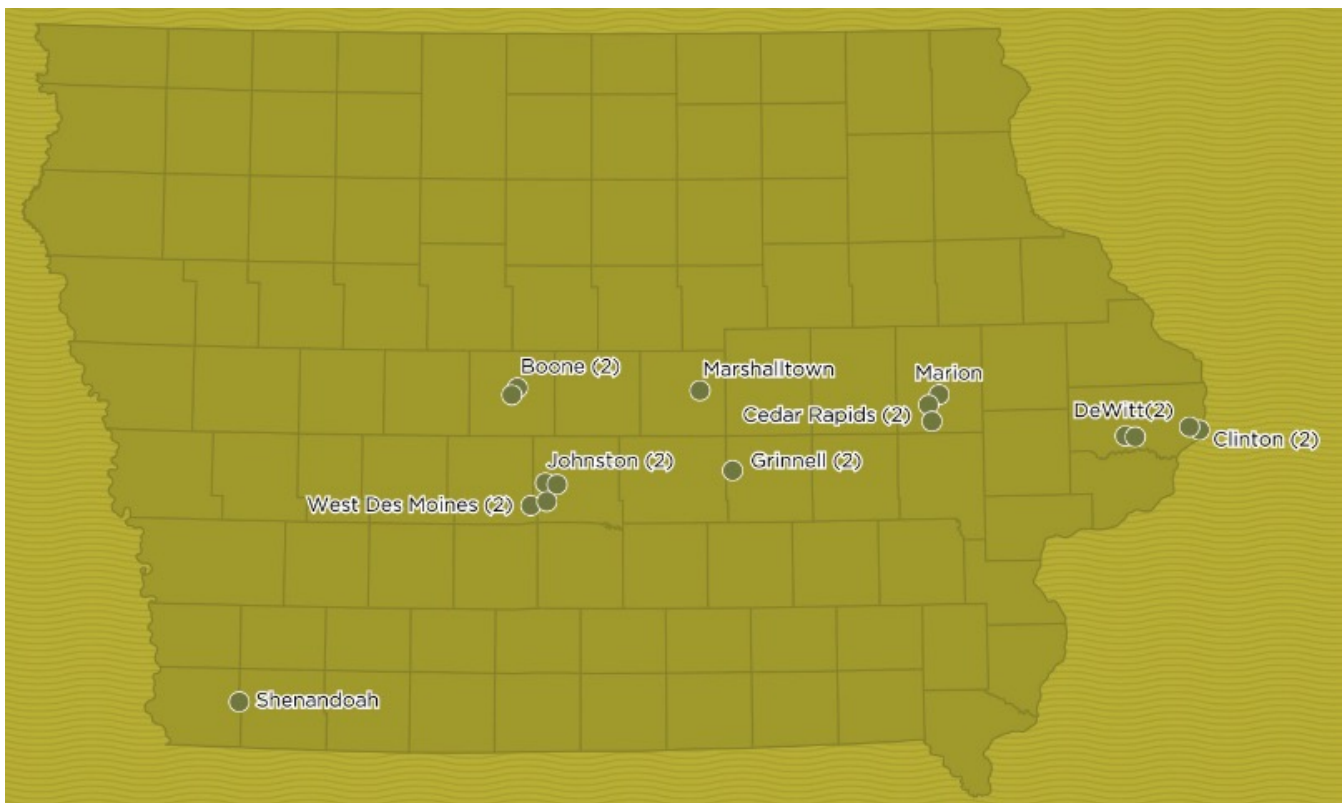
Homeownership is a leading driver of wealth creation, yet minority homeowners in Iowa are underrepresented. The trend of underrepresented minority homeowners was further exacerbated by the negative economic impacts the pandemic had on minorities. Reducing the barriers historically faced by minority groups to home ownership is critical to ensure safe and healthy homes for our families. This one-time investment assists in breaking barriers to homeownership for many minority homebuyers. The grant-funded program aims to create a safe space where people can share the barriers they face to homeownership, while learning about available resources and receiving down payment and closing cost assistance. Borrowers through this program must participate in a class or event and complete eight hours of homebuyer education as part of the process.

This program has closed and resulted in \$965,000 in downpayment assistance provided to 193 Iowa minority households.

Low-Income Housing Tax Credit Supporting Affordable Housing Development

National and state housing leaders agree that housing is the largest opportunity for rapid economic recovery and growth for families and communities. Iowa faces widespread demand for quality, affordable housing, with the state expecting to need more than 60,000 additional homes by 2030. IFA's Low Income Housing Tax Credit (LIHTC) Loan Program provides a \$32,926,622 investment to offset additional costs incurred by 2021 LIHTC tax credit recipients due to the COVID-19 pandemic. Housing businesses that have been awarded LIHTC incentives are experiencing financial hardship due to supply chain and labor issues related to the COVID-19 pandemic that have significantly increased the cost to complete projects. Overall, this program intends to assist low-income housing developers deliver on their projects and to ultimately increase the supply of affordable housing units in Iowa's housing market. LIHTC loans have been awarded to 15 developers and are anticipated to create 615 new units.

Figure 7: Map of housing developments awarded SLFRF LIHTC incentives

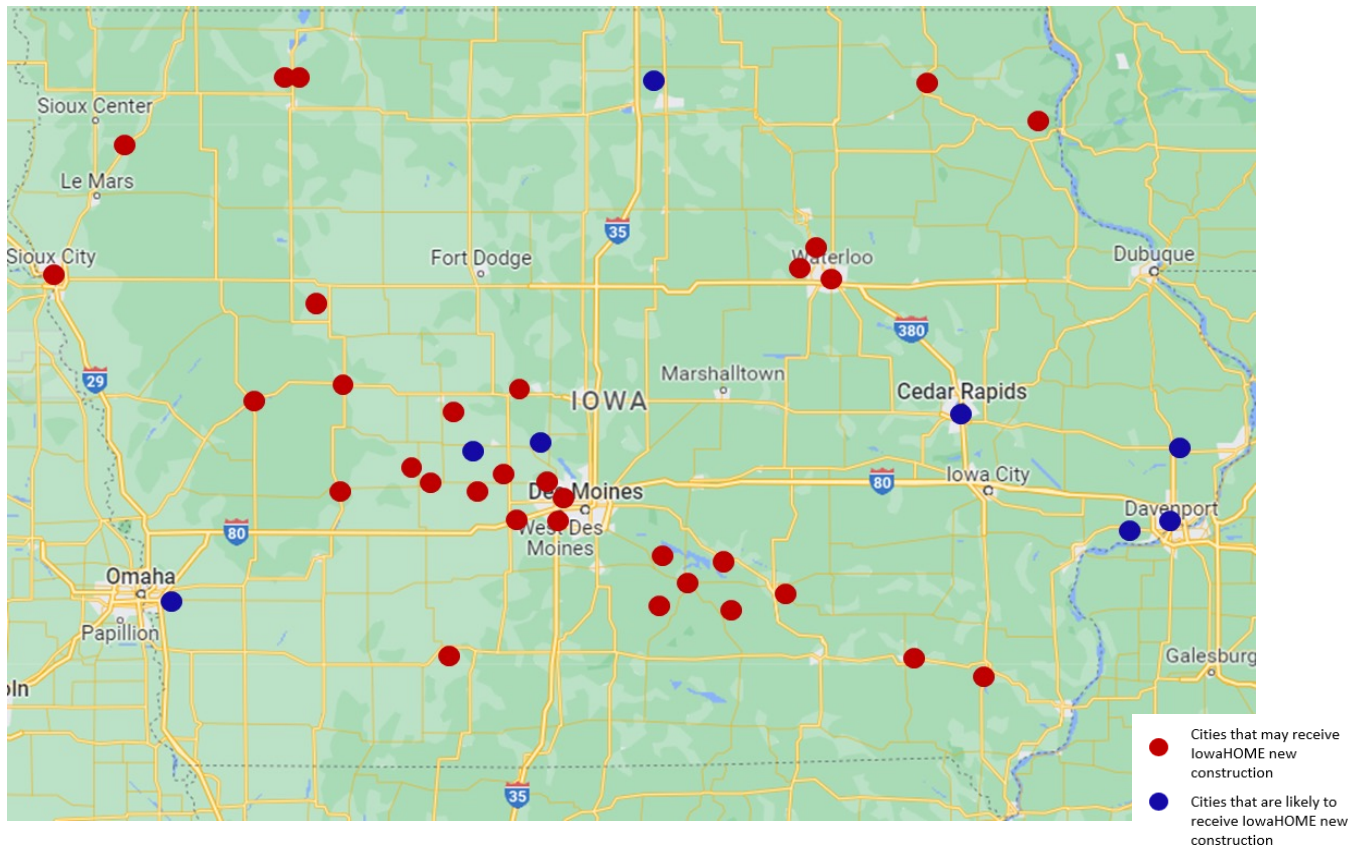


Iowa HOME

The state of Iowa has a shortage of housing units that are affordable for working Iowans, including essential workers: teachers, nurses, paramedics, grocery store clerks and others. The development of affordable housing units through deployment of additional HOME funds is critical to ensure safe and healthy homes for families. The Iowa HOME program, modeled after HUD's HOME investment Partnership program, provides funding for defined residential unit construction projects focused on target AMI levels. This program attempts to mitigate COVID-19-related construction issues (supply chain, increased labor costs, material shortages/price increases) to ensure continued construction and unit supply diversification of housing stock in Iowa. By utilizing the existing HOME program model, the Iowa Finance Authority (IFA) can deploy these assets in an efficient manner while increasing affordable housing unit availability throughout Iowa.

In December 2022, the state announced nearly \$20 million had been awarded to 16 organizations, including 12 Habitat for Humanity affiliates throughout the state. The program is anticipated to assist 91 homes.

Figure 8: Map of cities that may receive Iowa HOME new constructions, based on applications.



This is Iowa: Promotional Campaign

The COVID-19 pandemic devastated tourism in 2020, with travelers staying home, events being called off, and hotels and venues sitting empty. Tourism and hospitality businesses across the country were negatively impacted by the pandemic. In Iowa alone:

- The hospitality industry experienced a 46.1% decline in employment,
- Visitor/tourism spending declined 29%, and
- Hotel/motel tax collections declined 24.5% from 2019 to 2020.

In its 2021 report, the Governor’s Economic Recovery Advisory Board recommended an expansion of the Iowa Economic Development Authority’s This is Iowa campaign to attract visitors to Iowa. The state has implemented this recommendation with three promotional campaigns occurring in the Fall 2021 – Spring 2023 and the creation of a tourism media library. The updated and expanded campaign informs key audiences across broad and targeted channels about Iowa’s competitive advantages for travel, which include the state’s natural beauty, culture and lifestyle, economic viability, and affordability. The media inventory includes photography and video, and a redesigned Travellowa.com website to stay competitive with other states as they ramp up spending on tourism marketing. Upon the successful completion of the Fall 2021 and Spring 2022 campaigns, additional investment has been made for a promotional campaign in Spring 2023.

Manufacturing 4.0

As the state’s largest industry, advanced manufacturing accounts for 19% of the state’s GDP and contributes \$33 billion annually to the state’s economy. In 2022, Iowa exported \$26.7 billion worth of manufactured and value-added goods. Moreover, more than 50% of Iowa’s manufacturers are located in rural communities. The Manufacturing 4.0 Technology Investment Program was designed to help Iowa’s small and mid-sized manufacturers with the adoption and integration of smart technologies. This investment in Industry 4.0 technology will also help manufacturers remain globally competitive.

The Manufacturing 4.0 Technology Investment Program, awarded on an ongoing basis throughout 2022, distributed 138 grants to 98 companies totaling \$4,998,925, which leveraged \$17,777,834 in private capital.

The Manufacturing 4.0 Workforce Innovations Program, awarded in March of 2022, distributed 69 grants to 48 companies totaling \$21,375,210, which leveraged \$13,016,648 in private capital.

Manufacturing 4.0 Workforce Innovation Grant Award, Nevada (Story County)

ALMACO designs and manufactures custom machinery and equipment for the seed research industry, with products that gather important data to improve crop yield and nutrient density. The company received a \$500,000 Manufacturing 4.0 Workforce Innovation Program grant to install a new fiber laser cutting machine. ALMACO shared, “Since the installation, our cut time has decreased by a substantial amount. In addition, we have been able to decrease the time that we spend processing the steel after it has been cut, eliminating one step in the process entirely. The new laser cutter is more powerful, and we have greater flexibility in what we can cut and how well the laser cuts – all while using less energy. This machine has opened a door for us to increase our capacity in the future, allowing us to scale up in a way that was not previously feasible.”

**IOWA’S REAL GDP
IN 2022 WAS
\$177.1
billion**

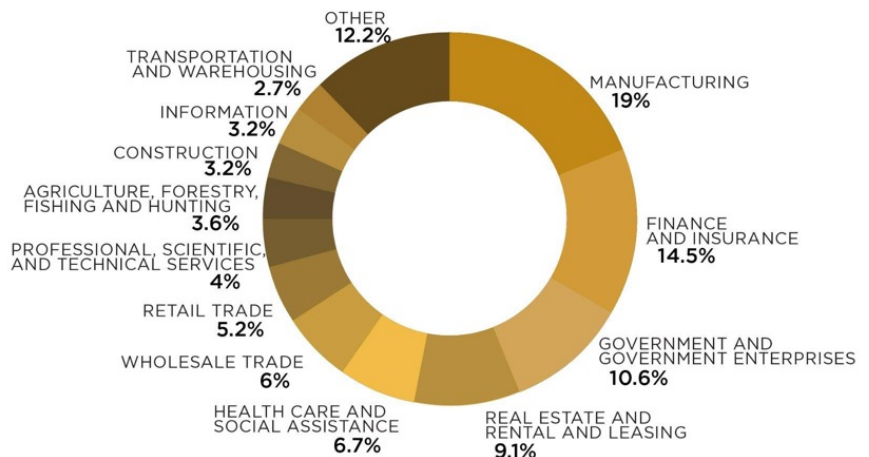


Figure 9: Chart of Iowa GDP by Industry

**IowaWORKS
Mobile Workforce Services Center**

The IowaWORKS Mobile Workforce Center will expand access to workforce services in all corners of the state, including areas where unemployment has been exacerbated by the pandemic. The pandemic has made clear the need to deliver IowaWORKS services to remote areas of Iowa and to populations that are unable to utilize workforce services at an established IowaWORKS center or satellite location. The mobile center will improve the state’s ability to disseminate job, program, and resource information to Iowans and connect those Iowans to potential employers, thus laying the foundation for future growth, vitality, and prosperity as we recover from the economic consequences of the pandemic.

**Iowa Health Careers
Registered Apprenticeship Program**

Iowa’s hospitals and long-term care facilities have for many years struggled to recruit and retain a robust health care workforce, including nurses, physicians, respiratory therapists, certified nursing assistants, and other critical professionals.

The COVID-19 pandemic exacerbated this health care workforce shortage. As of June 2, 2023, health care careers continue to be in demand representing 4 of the top 10 job postings on iowaworks.gov.

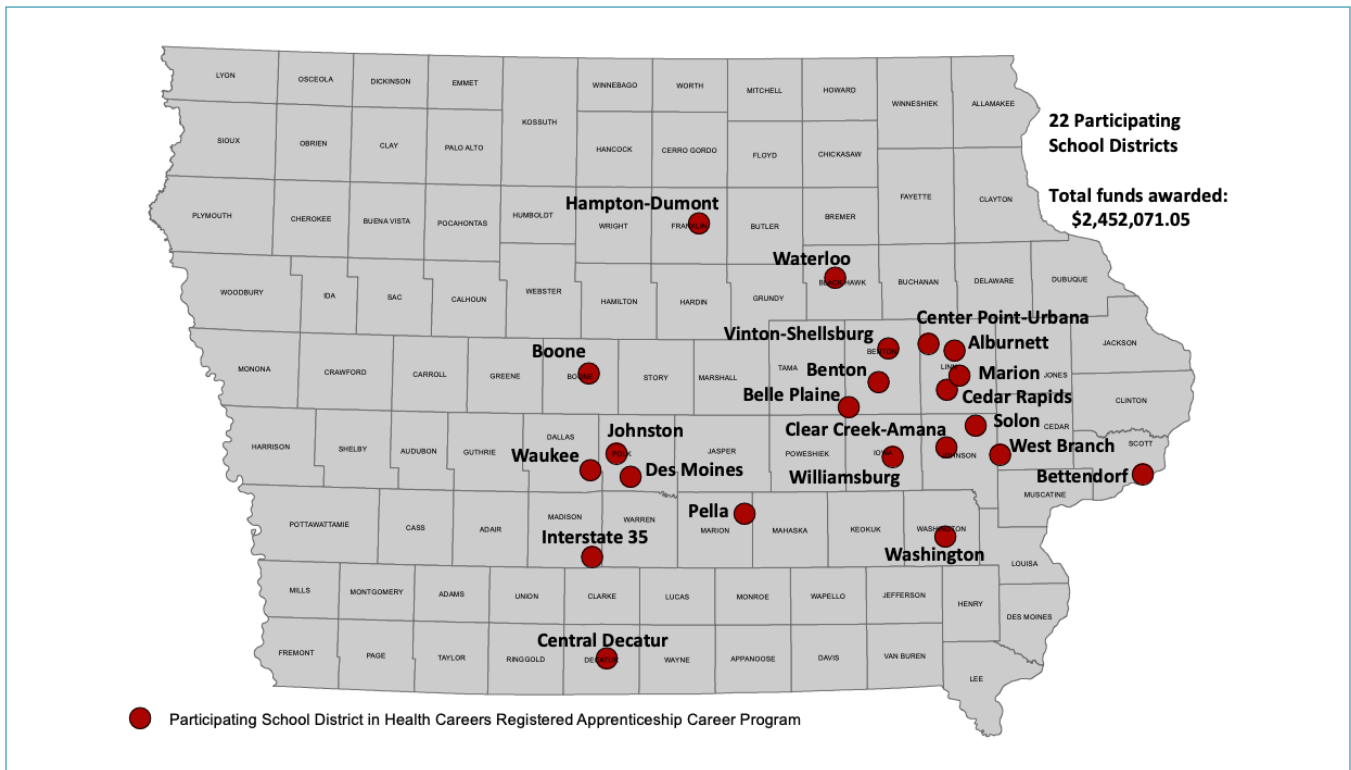
Registered nurse and nursing assistant positions were in the top three, with 3,156 and 934 openings respectively.

Iowa Workforce Development and the Iowa Department of Education established the Iowa Health Careers Registered Apprenticeship Grant Program to “grow our own” future health care workforce in partnership with private sector health care facilities and aided by virtual reality technology. The program seeks to expose Iowa’s high school students to various health care careers, offer earn-and-learn opportunities, and provide a faster track for students who desire to continue their post-secondary education in a health care field.

Registered Apprenticeship programs continue to create opportunities for Iowans to earn a good living and develop their skill sets into 2023. “Iowa has always been a leader for creating Registered Apprenticeship programs, the increase in participants this year demonstrates the need for new and innovative training programs coming out of the pandemic” – Beth Townsend, Director of IWD.

In June 2022, the state announced \$2.45 million had been awarded to 8 applicants that encompass 22 school districts and is estimated to support 450 apprentices. The registered apprenticeship programs in all participating school districts are currently underway.

Figure 10: Map of Participating School Districts in Health Careers Registered Apprenticeship Program



Teacher & Paraeducator Registered Apprenticeship Program

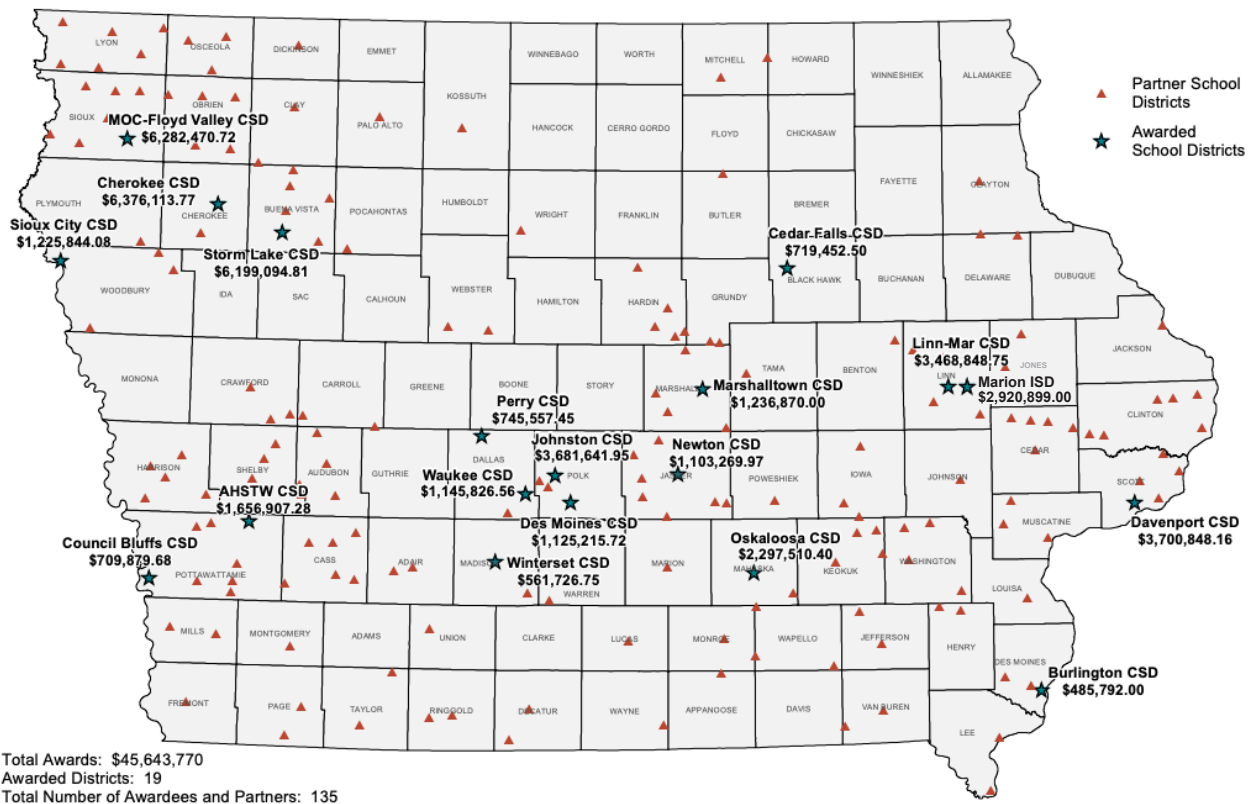
The Teacher and Paraeducator Registered Apprenticeship Program (RAP) will allow Iowa to increase the number of teacher and paraeducator workers in the state in response to shortages exacerbated by the COVID-19 pandemic. According to data from Iowa Workforce Development, the education services industry continues to sit below the pre-pandemic March 2020 levels. In March to April 2020, local government educational services employment dropped 7,800 or 7.2%. As of April 2023, it remains 1,300 jobs or 1.2% below pre-pandemic values.

The U.S. Department of Education recently urged states to use funds made available through the American Rescue Plan (ARP) Act of 2021's Elementary and Secondary School Emergency Relief (ESSER III or ARP ESSER) Fund to address growing the teacher workforce. In addition, the Task Force on Growing a Diverse K-12 Teacher base in Iowa (House File 868, in the 2021) looked at opportunities to develop a framework that expands opportunities for a more diverse teacher workforce and establishes a unique teacher career pathway for participants to achieve a bachelor's degree and teacher licensure while engaged meaningfully in the education system.

To support these goals, the Teacher and Paraeducator Registered Apprenticeship Grant will support a registered apprenticeship for both current paraeducators, and high school candidates ages 16 and older. In June 2022, the state announced \$45.6 million had been awarded to 135 school districts serving more than 1,000 paraeducators and students. According to Governor Reynolds, "Apprenticeship Programs offer long-term solutions for some of our most pressing workforce issues."

Current seniors in high school to working adults are eligible to participate in the Registered Apprenticeship program, which was described as "giving working adults a chance to explore a new career." Kris Byam, of IWD, stated that the program is "a very positive way of looking at things and changing the perspective of how to build a talent pipeline." In 2023, Iowa continued to support paraeducators, teachers, and students with the Registered Apprenticeship programs.

Figure 11: Teacher and Paraeducator RAP participation by school district

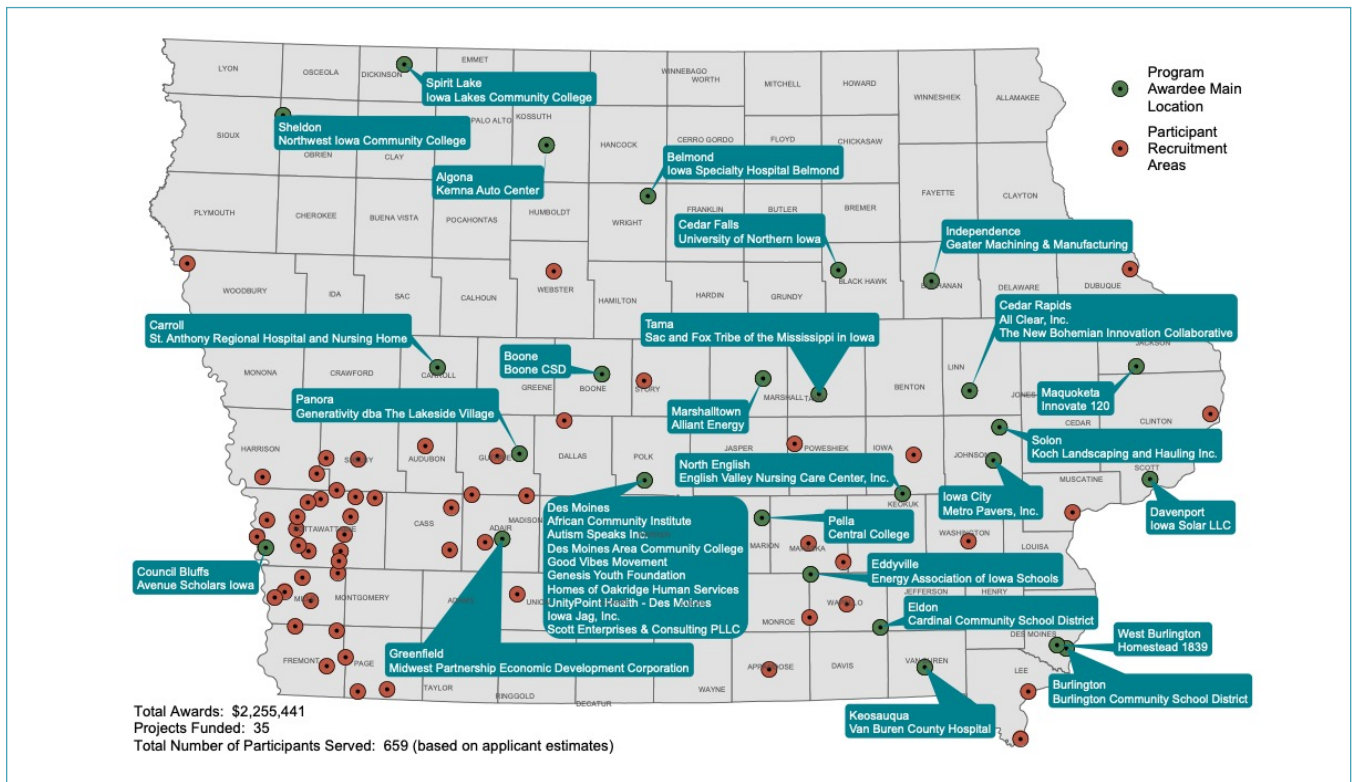


Summer Youth Internship Projects

In response to the COVID pandemic, the Governor formed the Economic Recovery Advisory Board that encouraged innovative ideas and partnerships to build a stronger, more skilled workforce. Summer Youth Internship Programs are directly related to the board's recommendation to expand work-based learning initiatives that forge school-business partnerships. Each project utilizes the internship model that is extremely effective at exposing students to employers, providing wages and/or school credit, and helping youth explore a variety of career options.

The Summer Youth Internship program provides internship opportunities in high-demand fields for youth with barriers and/or at risk of not graduating. The \$2 million will support 35 Summer Youth Internship Projects (SYIPs) and serve an estimated 659 participants recruited from more than 85 locations across Iowa during the summer 2022 timeframe. The primary supported occupations include health care, construction-related trades, information technology, advanced manufacturing, and energy. All projects include recruitment of youth at risk of not graduating, and youth from underrepresented communities and/or from low-income households.

Figure 12: Map of Program Awardee Location and Participant Recruitment Areas

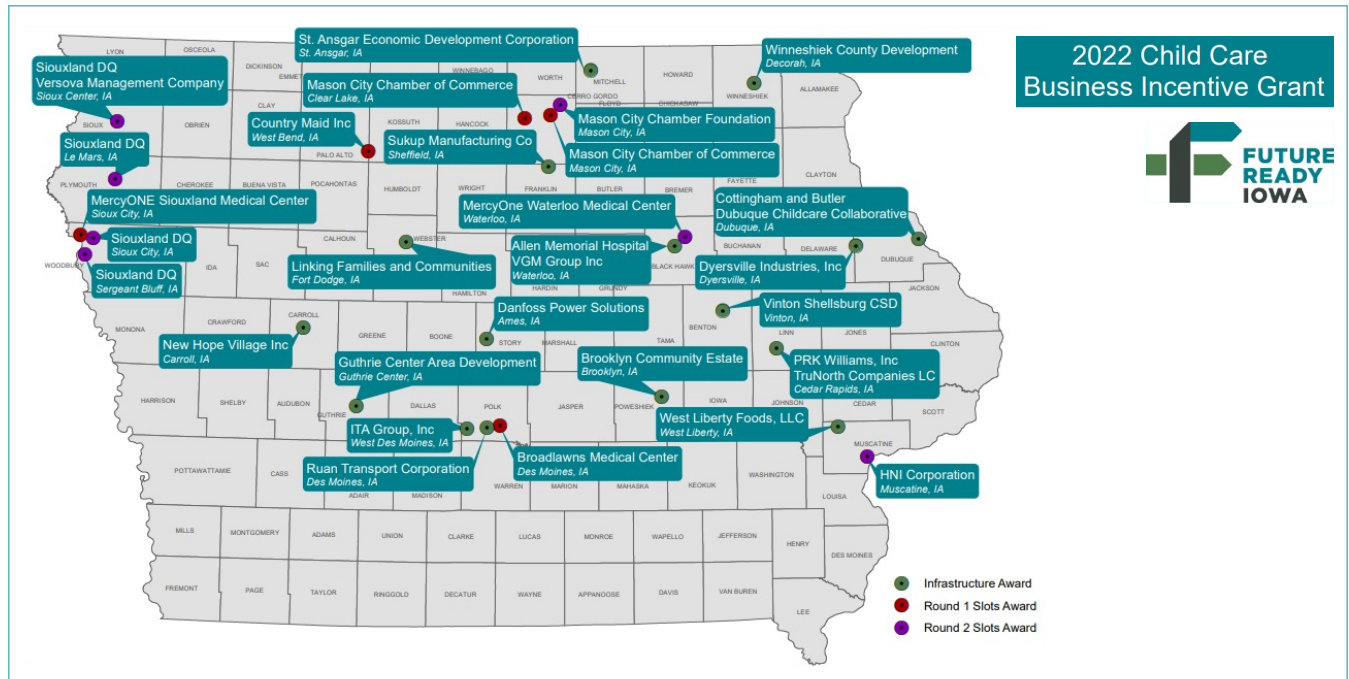


Child Care Business Incentive Grant Program

One of the top recommendations of the Child Care Task Force was to incentivize additional business engagement in child care. The report highlights that while some Iowa businesses are already delivering child care solutions to their employees – *Casey's has operated a center for 30 years, Vermeer Corporation has on-site child care, Frontier Co-op has on-site subsidized child care* – there is room to encourage other Iowa businesses to learn from their successes.

The Child Care Business Incentive Grant Program is an opportunity to incentivize businesses to offer on-site child care or partner with an existing child care facility to expand access, particularly for employers located in child care deserts. The program will invest \$20 million to support local infrastructure investments to build or expand child care capacity with an additional \$1.2 million obligated by the Department of Health and Human Services to support arrangements between employers and child care facilities to expand and reserve child care slots.

Figure 13: Map of Child Care Business Incentive Locations (updated Dec 12, 2022)



GEAR UP Iowa - Future Ready

GEAR UP Iowa addresses educational disparities for low-income, underserved, and underrepresented students. The program does this through:

- 1) individualized wrap-around academic and social emotional supports for students;
- 2) integrated school planning to align existing programs and services; and
- 3) targeted coordination of systems and support around long-term college and career plans.

All 11 partner districts have at least 50% of students eligible for free- or reduced-price Lunch (FRPL) and thereby meet the Treasury recognition of Title 1 eligible schools as disproportionately impacted.

This \$5,670,750 investment will provide direct support such as advising, college and career exposure, wrap-around support and social emotional skill development for the current tenth grade class of 11 partner school districts, approximately 6,000 students, through their graduation in 2025. The investment will also allow longer term support of a targeted cohort further disadvantaged by the impacts of COVID, which includes the senior class in the 11 partner districts, approximately 24,000 students that will receive post-secondary enrollment and transition support, and targeted assistance at 23 middle schools in the 11 partner districts, serving approximately 13,600 students.

GEAR UP Iowa's cohort approach allows for the tracking of a large group of students and the services they receive for effective evaluation of the impact of the program over time. GEAR UP Iowa students have better attendance and assessment scores, higher FAFSA completion rates, and are more likely to enroll in college.

Last Dollar Scholarship

The percentage of low-income Iowa high school graduates who attended college following their graduation fell from 46.8% in 2019 to 42.6% in 2020. It was the lowest college enrollment rate and the largest year-over-year drop since data collection started (in 2012). In addition, the 2021 cohort of low-income high school graduate's intent to attend a post-secondary program dropped from 63% in 2020 to 58% in 2021; again, the lowest rate and largest decrease since 2012. The Last Dollar Scholarship program will invest \$3.5 million to provide scholarships to students who meet the financial qualifications of the Federal Pell Grant targeting low- or moderate-income households disproportionately impacted by the pandemic.

During the fall semester of 2022, a total of \$1,821,588 was paid toward the higher education costs of 4,418 students who qualified for a Federal Pell Grant, and an additional \$1,444,518 was paid toward the higher education costs of 3,469 qualified students during the spring of 2023. These funds have

ensured that low- and moderate-income households disproportionately impacted by the pandemic have the resources necessary to afford a postsecondary credential. The remaining funds will be paid towards higher education costs in the summer semester of 2023.

UNI@IACC Future Ready Scholarships

The UNI@IACC partnership provides an accessible and affordable pathway for low or moderate-income students to obtain a four-year degree without leaving their hometown through scholarship awards. The UNI@IACC partnership supports underserved populations by creating partnerships with community colleges statewide and placing Student Success Specialists on campuses in underserved areas of Western and Southern Iowa, in addition to the flagship program at DMACC. The program awards Future Ready Scholarships to full-time equivalent students who begin a UNI@IACC Program. The program has distributed \$581,634 in scholarships to 301 students through June 2023.

Contributions to the Unemployment Insurance Trust Fund

Contributions were made to the Unemployment Insurance Trust Fund to restore the fund to pre-pandemic balance as of January 27, 2020. The contributions support the solvency of the unemployment insurance system and ultimately benefit unemployed workers during the pandemic.

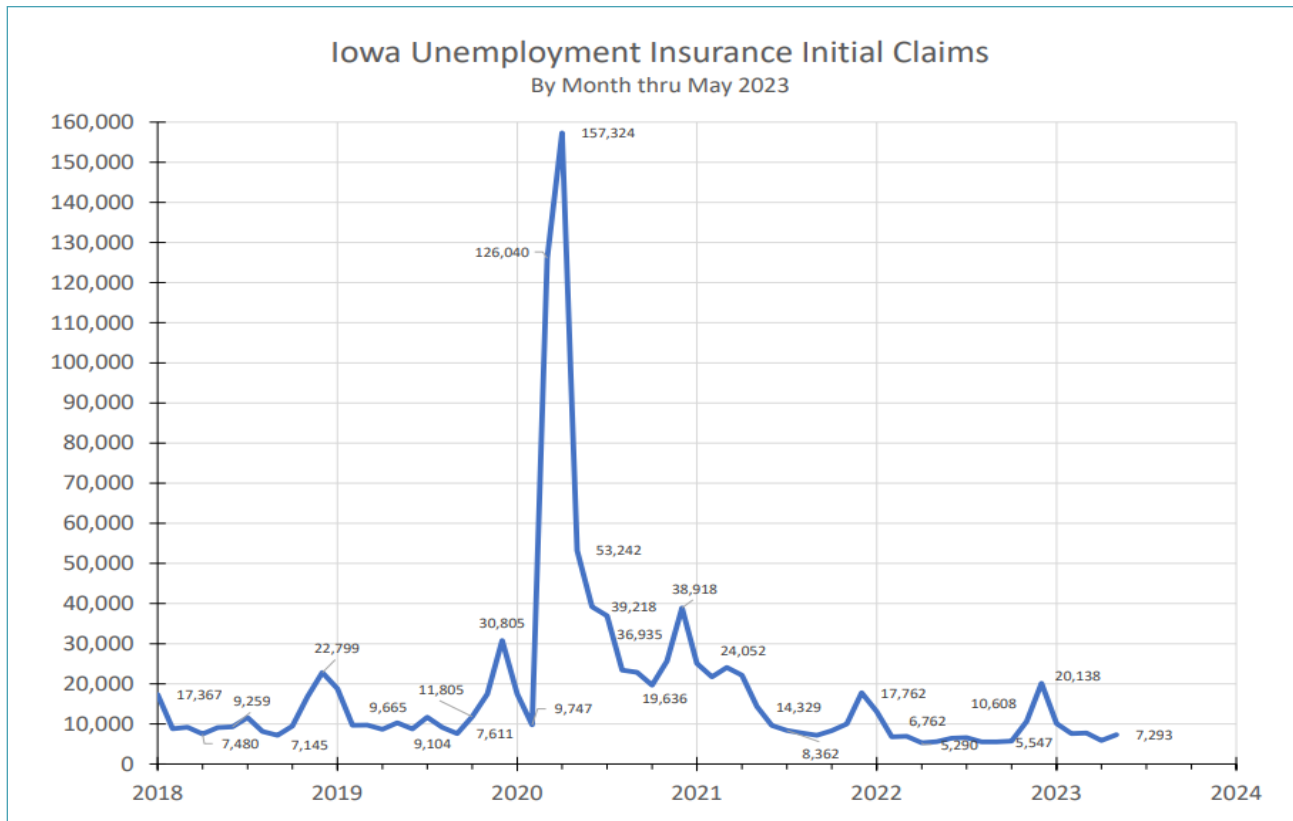


Figure 14: Number of Initial Unemployment Insurance Claims by Year and Month

PUBLIC HEALTH & NEGATIVE ECONOMIC IMPACTS: Public Sector Capacity (EC 3)

The state has allocated approximately \$11.8 million or 0.86% of its total allocations to date to assist with delivering services and address administrative needs exacerbated by the pandemic.

Workforce Recovery

Iowa has recovered 14,500 jobs by Iowa employers since March 2020 following broad workforce disruptions generated by the pandemic. The state's unemployment rate in May 2023 remains 0.1% higher than March 2020 and the state's labor force participation rate in May 2023 is 0.3% lower than March 2020. The COVID-19 pandemic resulted in diminished labor participation in the state of Iowa — from 68.8% in March 2020 to 65.6% in August 2020. The COVID-19 pandemic's negative economic impact on Iowa led to an increase in utilization of unemployment benefits.

Employment and Unemployment in Iowa, Seasonally Adjusted Data					
				Change from	
	May 2023	March 2020	August 2020	March 2020	August 2020
Civilian Labor Force	1,734,824	1,716,150	1,640,607	18,674	94,217
Unemployment Rate	2.7	2.6	5.1	0.1	-2.4
Unemployment	46,268	44,183	83,394	2,085	(37,126)
Employment	1,688,556	1,671,967	1,557,213	16,589	131,343
Labor Force Participation Rate	68.5	68.8	65.6	-0.3	2.9

Figure 15: Employment and Unemployment in Iowa

Reemployment Case Management

The creation of the Reemployment Case Management (RCM) program will help to reduce the time between jobs for unemployed workers, benefiting both the workforce and employers. The RCM program includes technological improvements to the IowaWORKS system and the hiring of additional career planners.

Technological improvements to the IowaWORKS system will produce reinforced and dynamic data and an enhanced case management system to improve administrative processes and case management support. Additional career planners will facilitate one-on-one meetings with individuals receiving unemployment benefits from the first week that their claim is filed until employment is obtained. They will coordinate with IowaWORKS Centers to provide job seeking assistance, referrals to partner programs and workshops, and to monitor job search activities.

Iowa Workforce Development received the 2022 Full Employment Award for demonstrating their commitment to excellence in helping job seekers become reemployed through the Case Management Program. The American Institute for Full Employment noted that while 31% of nation-

wide employment claims led to exhaustion of benefits in Q3 2022, Iowa reduced the percentage to 13.7%, the second lowest in the nation. The Reemployment Case Management (RCM) program has completed 30,256 appointments and 6,729 unemployment claimants reported employment since January 2022.

IowaWORKS for Veteran's Portal

The COVID-19 health emergency had adverse impacts on Iowa's veteran population and small businesses and severely impacted transitioning servicemembers' ability to successfully enter the civilian workforce. Moreover, Iowa Workforce Development currently had access to limited data on the utilization of the Home Base Iowa (HBI) program, hindering its ability to continually improve the program's services for veteran talent seeking employment in Iowa.

The new IowaWORKS for Veteran's portal improves dissemination of job resources available through the HBI program and data collection related to veterans employed through HBI — ultimately resulting in better support for servicemembers transitioning to the civilian workforce.

The portal, hosted at IowaWorksForVeterans.gov, provides access to tools and resources, as well as information specific to Veterans, such as benefits. “Home Base Iowa for several years has been Iowa’s flagship program for recruiting Veterans and transitioning active-duty service members to our state. The new Veterans Portal better connects Home Base Iowa with IowaWORKS and allows Veterans to get one-on-one assistance with finding that second act career in Iowa,” said Beth Townsend, Director of Iowa Workforce Development. “Combining the new portal with the Home Base Iowa career planners, as well as the Veterans services available in all our IowaWORKS offices, provides more assistance than ever before and an easier route for Veterans and their spouses to build a better life in Iowa after service.”

Labor Market Information

In an effort to address this issue and return Iowa’s labor participation rate to pre-pandemic levels, the state is investing to improve its labor market data. Investments in labor market information will provide more in-depth data about employment by location and occupation, labor supply and demand, earnings, unemployment and demographics of the labor force. The projects will improve the state’s analysis of employment challenges and ability to inform stakeholders in Iowa’s unemployment system.

Workforce Realignment Consultant

In an effort to return to pre-pandemic rates, the state conducted a review of state and federal funded workforce supports discovering more than 100 workforce support programs across multiple agencies in state government. The Governor conducted roundtable meetings across the state and learned that businesses and local economic development organizations were unaware of many of the programs and didn’t know how best to engage for state workforce assistance. Accordingly, a workforce consultant was hired to review workforce service delivery in the state of Iowa and to make recommendations on alignment of programs and service delivery. This project is complete and resulted in the review of 127 programs and consolidation of 3 programs.

Use of Funds: PREMIUM PAY (EC 4)

The state has allocated approximately \$8.3 million or 0.61% of its total allocations to date for premium pay.

Premium Pay

Teachers, law enforcement, and corrections officers and medical professionals working in corrections worked in person throughout the pandemic. The state of Iowa is facing workforce challenges in these sectors. Premium pay for teachers, peace officers, and corrections staff is responsive to workers performing essential work during the public health emergency because these individuals reported to work in-person and interacted with the public and other staff throughout the pandemic. This program provides a premium pay lump-sum payment to qualifying staff in appreciation for working in person during the pandemic and to encourage retention of staff in these sectors. The program invested \$7.5 million in premium payments for corrections, law enforcement and peace officers, resulting in payments to 7,512 individuals. This program invested \$827,000 in premium payments for teachers in addition to \$38 million in federal ESSER funds and \$1.9 million in state appropriated funds provided by the Department of Education, resulting in payments to 37,481 individuals.

Use of Funds: INFRASTRUCTURE (EC 5)

The state has allocated approximately \$301.8 million or 22.05% of its total allocations to date for investment in broadband infrastructure and water and sewer infrastructure.

Water Infrastructure Fund

The Water Infrastructure Fund is an investment of \$100 million to support innovative projects across the state with the goal of protecting, preserving, and restoring Iowa's water resources. The fund will support projects aimed at reducing excess nutrients, improving drought resiliency, reducing flood risks, improving public health, promoting reuse of water and wastewater, and providing significant economic benefits to communities and the state. Project categories include:

- Economically significant projects fund smart, strategic infrastructure investments that serve large populations and/or geographic areas and boost tourism and support economic growth.
- Watershed protection projects improve Iowa's water quality and are strategically implemented to best reduce nutrients in surface water from nonpoint sources. This will be done through public and private resources, organizations, and contractors for projects in priority watersheds with layered benefits including improved water quality, habitat, recreation, and carbon sequestration. Projects will focus on green infrastructure and other proven conservation measures to reduce nonpoint source pollution primarily aimed at reducing nutrient losses.
- Industrial water reuse/conservation projects provide for installation of onsite water reuse

systems at industrial and/or manufacturing facilities. These systems will reduce the heavy demand placed on our surface and ground water resources and will lessen the local utility's need to treat wastewater that is used for industrial purposes.

- Water infrastructure for unsewered communities provides for property-owners residing in an unsewered community to repair or upgrade their septic system and for unsewered communities to implement an existing plan for construction of a centralized wastewater system. Iowa has several thousand homeowners in approximately 460 communities across 92 counties that are considered unsewered, many of whom face environmental and public health risks.

Broadband Expansion in Iowa

This program invests approximately \$200 million to help to address broadband expansion in response to the pandemic, and in support of telehealth, telework, and distance learning activities. Projects are designed to provide last-mile broadband services to homes, schools, and businesses in unserved and underserved areas. In January 2022, the state announced 130 project awards bringing enhanced broadband services to over 37,000 locations. Broadband projects are currently underway in Iowa communities.

Use of Funds: REVENUE REPLACEMENT (EC 6)

The State has calculated \$603.8 million as the amount of revenue loss available for use within this category by using the U.S. Treasury’s formula, which compares actual revenue to a counterfactual trend. States have been given broad latitude to use funds for government services up to the amount of revenue loss due to the pandemic. Revenue loss funds can be used for the provision of government services which includes services traditionally provided by the state. The state has allocated approximately \$492.5 million or 35.99% of its total allocations to date towards revenue replacement.

Child Care Challenge Grants

Child Care Challenge Grant projects will create new child care slots across the State and help communities improve their child care options and bolster opportunities for lowans to reenter the workforce. This program invests \$6.7 million in the Child Care Challenge in addition to \$26.9 million in federal funds provided by the Department of Human Services and \$3 million appropriated by the Iowa legislature, resulting in a total of 5,191 anticipated new childcare slots.

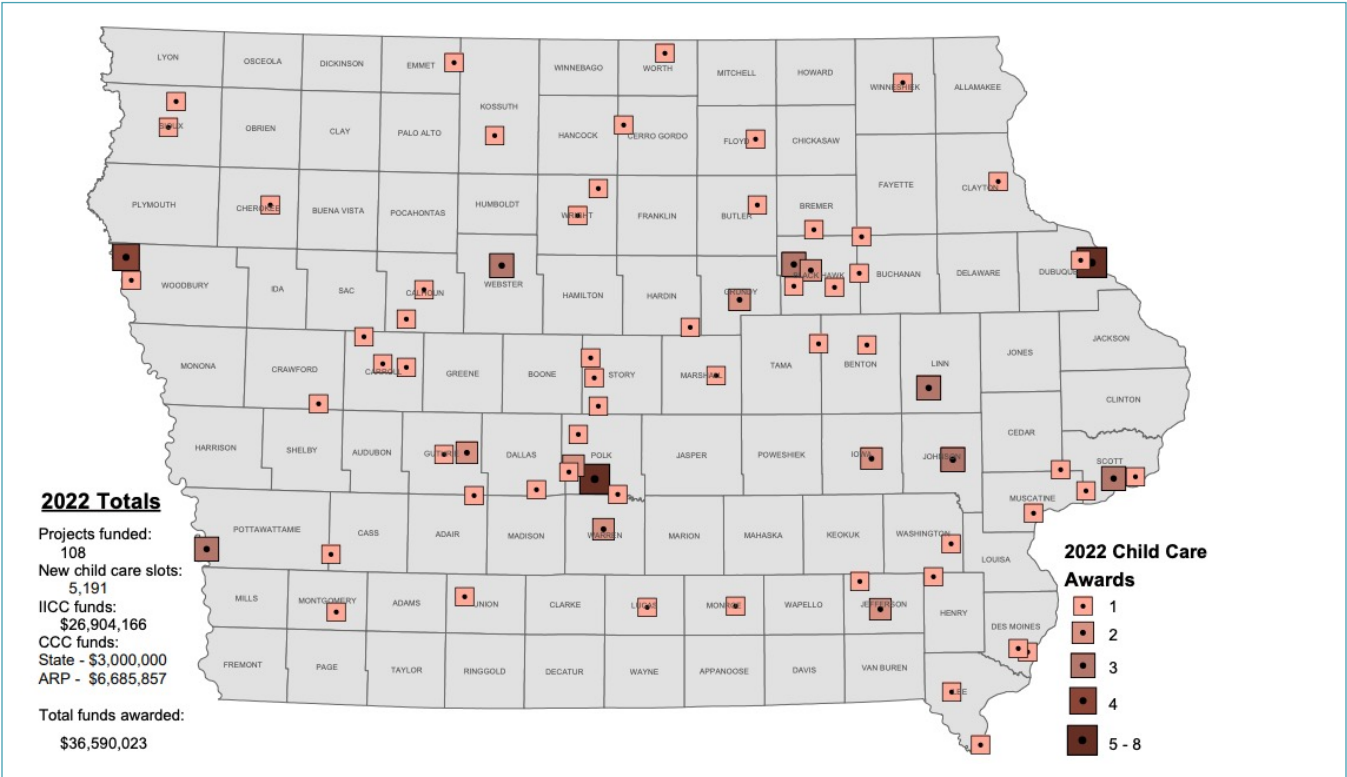


Figure 16: Map of Child Care Challenge Project Locations

Destination Iowa

Tourism and hospitality industries have been negatively impacted by the COVID-19 pandemic. The Iowa Tourism Office reports that traveler spending in Iowa declined \$3.3 billion when comparing March–December 2019 to March–December 2020 (44%). Tourism spending and employment decreased in 93 of Iowa’s 99 counties in 2020 when compared to 2019. Hotel occupancy in Iowa’s top 10 markets was down 29% in 2020, as compared to 2019. Destination Iowa is a \$115 million investment to bolster the quality of life in Iowa’s communities and attract visitors and new residents to the state. Destination Iowa will provide transformational new opportunities to create and invest in attractions that will raise Iowa’s profile, welcome out-of-state travelers, and increase visitor spending while accelerating tourism’s recovery. The Iowa Economic Development Authority opened the Destination Iowa program in May 2022 and accepted applications through December 31, 2022. Applications were scored based on eligibility, completeness, and the project’s ability to meet the program goal of creating transformational tourism attractions. Funding opportunities were made available to cities, counties, nonprofits and other organizations for Destination Iowa grants for four separate funds:

- Economically Significant Development Fund was designed to support the creation or revitalization of transformational tourism attractions across the state to rebuild and grow Iowa as a tourism destination in the Midwest. Community match, advocacy and support for a project is a must and demonstrates sustainable commitment of the proposed attraction. From this fund, \$48.1 million was awarded to 15 projects.
- Tourism Attraction Fund was designed to support the creation or revitalization of transformational tourism attractions across the state to rebuild and grow Iowa as a tourism destination in the Midwest. This fund gave opportunity to cities, counties, and nonprofit entities, along with for-profit businesses, to invest in amenities that will positively portray, draw awareness, and drive visitors to significant tourist attractions and key sites within the State. A key factor in successful applications to the Tourism Attraction Fund is a project’s ability to place a positive spotlight on Iowa and opportunities that exist within the state. Three awards have been made in this fund totaling \$2.1 million.
- Outdoor Recreation Project Fund encourages cities, counties, and nonprofits to think big about their local outdoor amenities and find opportunities to turn them into tourist attractions for Iowans and out-of-state visitors to enjoy. The fund was intended to meet a need that became apparent

to all during the height of the pandemic — outdoor amenities that are accessible for all and provide unique opportunities to learn, explore and discover. Applicants were encouraged to look beyond community facilities such as, pools, splash pads and local trails to bigger more transformational attractions that will draw visitors from outside the local and regional. Community match, advocacy and support for a project is a must and demonstrates sustainable commitment of the proposed attraction. From this fund, \$47.8 million was awarded to 15 recipients.

- Pilot Creative Placemaking Fund was designed to provide grant assistance of up to 40% of the eligible project costs of an applicant’s “signature projects.” Placemaking is about creating attractive and memorable places for people to live and work by developing transformational projects that leverage local community assets to improve the experience for visitors and residents of the area. Cities developed a “cumulative proposal” consisting of public and private development projects in an emerging, compact area. This series of developments must include a substantial regional or statewide economic impact and include at least one “signature project”. Private developments may include hotel, retail, and/ or housing investments. Public projects may include indoor/outdoor performance venues, cultural venues, outdoor recreational space, marina or park investments. Three pilot projects were identified and awarded \$15.9 million.

In all, Destination Iowa awards were granted to 46 projects totaling \$113,995,000 million that activated \$480,265,783 in total investment.

Nonprofit Innovation Fund

The Nonprofit Innovation Fund is a \$40 million investment to assist nonprofit organizations in meeting the increased demand for resources following the COVID-19 pandemic. Iowa's nonprofits have experienced financial hardships, driven by a significant decline in financial contributions, while the number of individuals seeking their services has increased. The program provides grants to help Iowa nonprofits that have struggled to invest in much-needed infrastructure. The Nonprofit Innovation Fund will provide a competitive grant opportunity to help nonprofit organizations make transformational investments in vertical infrastructure that will increase services provided to and/or increase the number of Iowans served. The program was originally announced as a \$20 million grant program in May 2022 and the investment was doubled as the state received overwhelming interest in the program. In September 2022, the state announced \$40,004,650 had been awarded to 24 nonprofits to complete shovel-ready infrastructure projects.

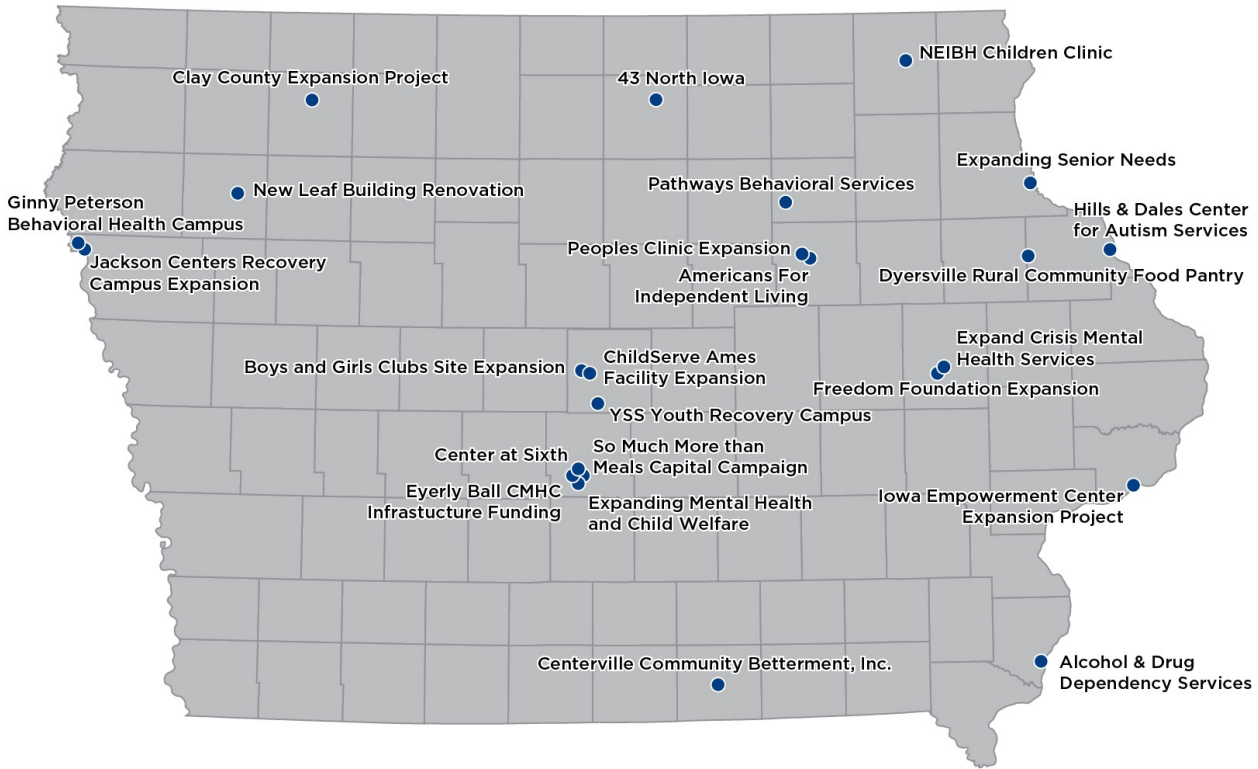


Figure 17: Cities receiving funding through the Nonprofit Innovation Grant Program.

IowaWORKS.gov Marketing

The COVID-19 pandemic increased unemployment and contributed to a statewide workforce shortage. The IowaWorks marketing campaign spreads awareness about IowaWorks.gov, which is the central location for Iowans looking for employment. The campaign also spread awareness for the This is Iowa website, which was the tourism marketing campaign that ran in fall 2021.

Iowa Commercial Aviation Infrastructure Fund

Airline service in Iowa has been dramatically impacted by the COVID-19 pandemic with more than a 90 percent reduction in passenger air travel at Iowa's commercial service airports during the initial months of the pandemic. To be competitive in air service recruitment coming out of the pandemic, airports need the ability to adapt to airline requirements to maintain service and keep Iowa competitive in attracting service. This

includes development of airport terminals and parking structures that can meet modern travel standards and handle capacity as air service continues to recover and grow beyond pre-pandemic levels.

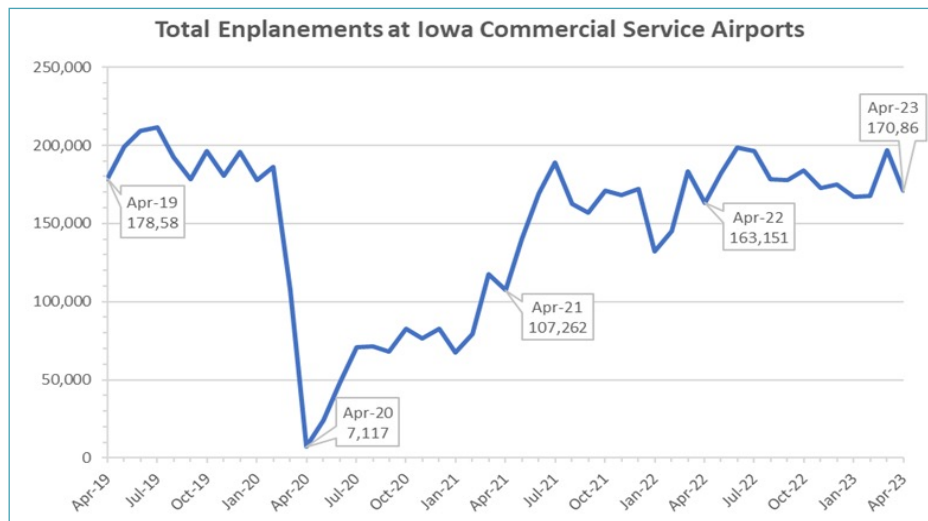
General aviation activity at commercial service airports was also impacted by the pandemic, although it has experienced faster recovery than airline travel. Limited hangar availability is negatively impacting airports and general aviation uses. The pandemic has driven additional demand for general aviation in the areas of pilot flight training and business travel. T-hangars across Iowa are at 94% occupancy and many airports report extensive waiting lists, resulting in a need for additional hangar capacity.

The Iowa Commercial Aviation Infrastructure Fund (ICAIF) provides \$100M in vital funding to vertical infrastructure projects necessary to support the post-pandemic recovery and growth of Iowa's economy by providing support for commercial passenger travel and general aviation. ICAIF projects include:

Figure 18: Summary of ICAIF Grants with Funding Amounts to Eight Iowa Airports

ICAIF Grant Summary			
Airport	ICAIF	Category	Project
Des Moines International Airport	\$58,783,949	Parking/Terminal	Construct a 5-story parking garage, a new commercial multi-lane drive adjacent to the parking garage, and complete 30% design phase for the new phased Airport Terminal Project.
The Eastern Iowa Airport (Cedar Rapids)	\$28,350,890	Terminal	Completes the final phase (Phase 4) of the Terminal Modernization that began in 2014.
Sioux Gateway Airport	\$3,149,582	Hangar	Begin Phase 1 of the North T-hangar Development project with T-hangar buildings.
Dubuque Regional Airport	\$2,783,502	Hangar	Construct box hangar.
Waterloo Regional Airport	\$2,197,573	Parking	Construct parking lot canopy system for ticketing lane, pay station lanes, as well as parking structure for disabled and high-use parking spaces.
Fort Dodge Regional Airport	\$1,585,761	Hangar	Construct box hangars.
Mason City Municipal Airport	\$1,574,795	Hangar	Construct T-hangar units.
Southeast Iowa Regional Airport (Burlington)	\$1,573,948	Hangar	Construct box hangar.
	\$100,000,000		

Figure 19: Total Enplanements at Iowa's Commercial Service Airports (Pre-pandemic and after the start of the pandemic)



Department of Public Safety Recruitment Initiative

The Department of Public Safety (DPS) is seeking to significantly expand its efforts to rehire public sector employees and create a foundation for a strong and equitable recovery of the state's public safety workforce. During the pandemic, it became increasingly difficult to generate deep hiring pools of qualified applicants in the public safety arena. The next five years will be pivotal to maintaining the public safety workforce. Recruitment funds will be used for the development of recruitment tools, including programming and outreach materials to engage family and education partners in providing state of Iowa law enforcement career guidance. Additionally, funds will be used for digital marketing and website development that provides a prospective applicant a full overview of positions, hiring processes, and offers a modern and streamlined application portal. Lastly, recruitment funds will be used to hire a law enforcement marketing consultant to advise the department on overall strategic direction.

Iowa National Guard Service Scholarship Supplemental Spring 2022

The Iowa National Guard responded to the COVID-19 pandemic response starting in 2020, assisting in the transportation of medical PPE and running multiple testing centers. These service members played a critical role in response to the COVID-19 Public Health Emergency. The Iowa National Guard Service Scholarship (INGSS) program saw an increase in program demand since the pandemic and utilization outside of historical calculated projections. To cover the increased demand, \$600,000 in SLFRF funds was provided to supplement the program. The INGSS provides tuition for Citizen Soldiers equipping them through their professional development and creating a Future Ready Iowa workforce. The entire \$600,000 has been spent on 135 recipients attending 9 colleges/universities in Iowa.

Home Rehabilitation Block Grant Pilot Program

The Home Rehabilitation Block Grant Pilot Program will provide eligible rural Iowa communities an opportunity to offer property owners in a targeted neighborhood financial assistance for eligible repair expenses to help preserve their homes and develop new affordable housing opportunities for Iowans. The program is envisioned as a "hub and spoke" approach for rural cities that have reinvested in their downtowns to dedicate pilot program funding matched with significant local match resources and innovative public/private partnerships to revitalize a targeted residential neighborhood near the community's downtown. In January 2023, the state announced a total of \$4 million in grant awards to five Iowa communities, leveraging an additional \$3.3 million in additional funding. The awards will assist in the rehabilitation and development of a total of 131 owner-occupied and rental homes.

Alignment Consultant

To solve for inefficiencies and siloed operations in Iowa's state government today, the State brought on an alignment consultant to assist with achieving the Governor's strategic priorities and improve Iowans' return on investment of their tax dollars. This project seeks to align service delivery around the customers served while also eliminating inefficiencies and reducing costs. A comprehensive assessment of state government structure and operations resulted in a 1500 page bill that reduced the number cabinet departments by 21 and created a more efficient organizational structure. The State will also realize opportunities for operational efficiencies and cost savings as well as improved service delivery as a result of the alignment of executive branch agencies under the control and direction of the Governor.

State of Iowa Brand Development

Historically, state agencies have developed and leveraged their own individual brands primarily focused on their unique operations or services. This approach has resulted in disparate, disconnected, and inconsistent branding across state government. As Iowa strives to better serve its citizens, strengthen its economy, grow its workforce, and maintain its positive momentum, the state introduced an enterprise brand identity in July 2023 that reflects its mission and purpose and articulates a singular brand promise for those it leads, serves, and engages. This project also includes an overall brand strategy for the State of Iowa to further elevate its profile and create a consistent, positive brand experience for everyone who engages with it. The brand development was informed by research, state agency leaders, internal stakeholders, and Iowa residents.

Rules Management Program

The Governor seeks to strategically and deliberately reduce the regulatory burden in Iowa Administrative Code. The rules management program tool will provide a shared technology platform for IGOV and state agencies to collaboratively review and rewrite administrative code. The benefits of this program are streamlined policy and rulemaking, quick research and analysis of policies, management of workflow and tasks, management of regular policy updates, and alerts to relevant federal and regulatory changes.

Iowa Language Learners Job Training

As Iowa continues to recover from the COVID-19 pandemic, the State wants to see an increased utilization of underrepresented populations within the workforce. The purpose of the Iowa Language Learners Job Training Program is to provide funding for employers to develop and implement long-term sustained programs to reduce barriers in language within the workplace. Programs supported by this grant will widen the pool of employers offering language learner programs and increase employee retention at these employers. The state announced in March 2023 the new program will provide \$357,470 in funding to support meaningful language programs at 11 different Iowa employers. The employer grants will support 465 program participants.

Iowa State Fair Security Improvements

Since January 2018, the Iowa State Fair Police Department has called the public safety building on the fairgrounds home. The Iowa State Fair Police Department is a year-round, 24/7 facility. During the Iowa State Fair, it expands into one of the largest and busiest police departments in the State. The Iowa State Fair Police Department hosts the Iowa State Patrol, the Department of Public Safety Communications Division, the Fusion Center, the DCI, and other security initiatives. This project will provide a more safe, modernized, and secure Iowa State Fairgrounds for all Iowans and fairgoers.

Entry-Level Driver Training

Iowa has a high demand for truck, and other commercial vehicle drivers. Current CDL training is costly and there are limited CDL training opportunities for individuals to obtain a CDL or upgrade their current license. The ELDT project will increase training opportunities for Iowa's trucking companies providing them with the necessary resources to ensure that they have trained employees. This in turn will enable more Iowans to reenter and remain in the workforce, in a high demand occupation.

To attract prospective school bus drivers, the Superintendent of Solon Schools, Davis Eidahl,

demonstrated the ease of obtaining a Class B CDL over spring break. He is now on call when the district feels the impacts of the shortage of drivers across the country.

In March 2023, the state announced \$2.94 million to support 46 different training programs across the state. The programs, conducted either in-house or in conjunction with third-party providers, will serve an estimated 1,642 individuals employed by participating organizations.

Demolition & Asbestos Remediation-Iowa Juvenile Home

The State vacated the former Iowa Juvenile Home (IJH) more than 7 years ago and has been in communication with the City of Toledo and the Tama County School District about transforming the IJH property and specific buildings into a new elementary school campus. To successfully renovate the IJH site, 6 cottages, 1 building, 1 vacant house, tunnel systems, and the main administrative building required asbestos remediation, and following remediation most of these buildings required demolition. The project was completed in Spring 2023 and the program invested \$353,278 in addition to \$750,000 provided by the Iowa Economic Development Authority.

Iowa PBS Broadcast Antenna Replacement/NextGen TV Ready-KRIN

Iowa PBS station KRIN serves the Cedar Rapids/Waterloo area from a 2,000-foot tower located near Walker, IA. Iowa PBS is a tenant on the tower owned by television station KCRG. The current broadband antenna carries Iowa PBS service as well as the service of television station KGAN TV. KCRG has obtained a construction permit from the Federal Communications Commission (FCC) to change its VHF channel 9 to UHF channel 32. This change requires KCRG to purchase and install a new antenna. Their new antenna will be significantly larger than their existing one, and will require the removal of the current antenna. With all three stations operating in the UHF band, there is an opportunity to share a common antenna.

KCRG and KGAN have already agreed to work together on the purchase of the new antenna and have asked Iowa PBS to participate as a one-third owner of the new antenna and transmission line systems.

The new antenna will meet Iowa PBS's current needs using the existing broadcast standard and will improve indoor reception of the service within the coverage area. It will also meet PBS's future needs to move to the new broadcast standard. The same antenna characteristics that improve current indoor reception will also enable mobile reception of NextGen TV.

Biosciences Infrastructure

The University of Iowa will establish Medical Innovation Laboratories, featuring wet lab space and related technical and business development services, on its central healthcare campus. The Medical Innovation Laboratories will provide accessible and affordable services in support of healthcare innovators. \$8.2 million has been invested to enhance the growth of bioscience research and economic development on the campus of the University of Iowa. UI Executive Vice President and Provost, Kevin Kregel, described the access to wet lab space as overcoming one of the hurdles in students' way. By providing the spaces and access to advanced technical capabilities, the Laboratories enable innovators to continue to advance their ideas and create new businesses and allow them to be developed in Iowa. By catalyzing the further growth of new businesses and encouraging new innovations, the Laboratories will become a focal point for the emerging med-tech cluster envisioned in the State of Iowa's BioSciences Initiative. "We are deeply appreciative of the support from the Governor, and we look forward to getting this project started," UI President Barbara Wilson said in a statement. "Our innovative faculty, staff, and students urgently need more laboratory space to support the growth of drug discovery, biomedical research, and ultimately economic development — all made possible by this grant."

Expanding Iowa's Work Based Learning Professional Profiling System

The work based learning professional profiling system will provide Iowa's workforce employers easy access to verify professional credentials while

simultaneously offering employees a modern system to track their professional achievements in a way that encourages stackable credentialing in a wide variety of occupations and training contexts. This will also create a more efficient way for prospective employers to assess the qualifications of candidates, and a simple method for prospective employees to make their qualifications and background known to employers who are looking for workers.

Health Careers Registered Apprenticeship 2.0

Building off the success of the initial Health Careers Registered Apprenticeship grant program introduced last year, a new \$15 million round of funding was announced in January 2023. The first round of funding helped students pursue nursing pathways and the second round greatly expands opportunities for health care apprenticeships to include EMTs, RN's, Direct Support Professionals, Behavioral Health & Substance Abuse Specialists, and other critical areas. The grant program is designed to establish a new, or expand an existing, high school-based and/or adult registered apprenticeship program and build community partnership. The RA programs must provide an industry-recognized credential that can also be stackable and used to advance a career in health care. The result is an alternative pathway to health education with an added opportunity to earn and learn, including one-to-one mentoring during on-the-job training. In April 2023, the state announced \$13.5 million had been awarded to 21 registered apprenticeship programs, which are estimated to support a total of 1,463 apprentices. Awardees include hospitals, community colleges, school districts, and assisted living facilities.

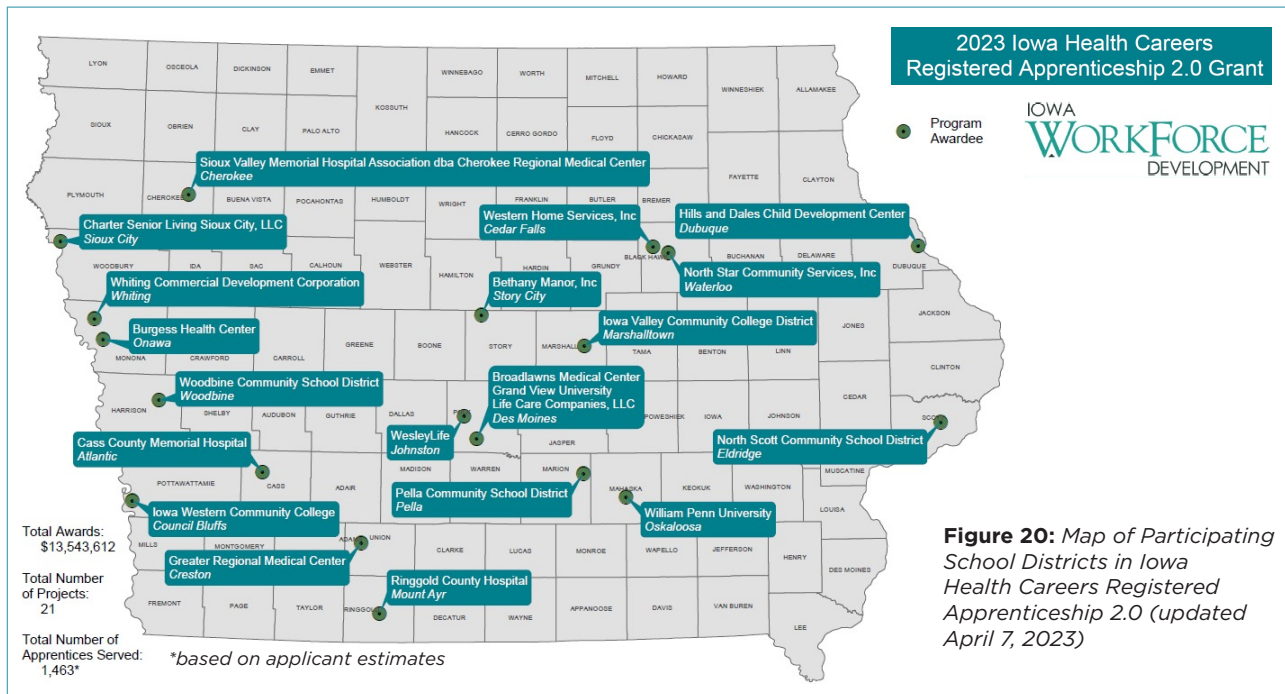


Figure 20: Map of Participating School Districts in Iowa Health Careers Registered Apprenticeship 2.0 (updated April 7, 2023)

Veterinary Diagnostic Laboratory

The Iowa State University (ISU) Veterinary Diagnostic Lab (VDL) is a national resource for protecting animal and human health and training a workforce necessary to meet the critical needs of the U.S. animal agriculture industries. For the past 45 years, the current VDL has been located within the ISU College of Veterinary Medicine (CVM) building. Over time, the footprint of the VDL has not kept pace with the growth in caseload or modern standards for biosecurity and biocontainment. Without significant facility upgrades, the VDL will be unable to meet both the diagnostic needs that are expected of it to protect both animal and human health.

Iowa State University is currently building Phase 1 of a new VDL, which incorporates the highest biosecurity/biocontainment risk services of the VDL, but only 20% of the actual diagnostic testing conducted. This project will support Phase 2 of the VDL allowing for co-location of all VDL operations, provide efficient and effective process flow, address critical issues of space quantity and quality, and provide the necessary biosafety and biocontainment.

Veterans Trust Fund Supplemental Grant

The state Commission of Veterans Affairs annually receives a transfer of \$500,000 from the Iowa Lottery Fund to the Veterans Trust Fund to pay for eligible services and goods rendered to Iowa veterans. The Commission also receives monthly interest payments from the Lottery Fund and as of November 3, 2022 the state Commission of Veterans Affairs exhausted its available budget and was unable to fulfill obligations it made to veterans to cover eligible expenses. Applications already approved by the state commission could not be paid unless additional funds were made available. Thus, this project was established to clear the backlog of applications approved by the state Commission or received by the Department of Veterans Affairs from the counties as of November 3, 2022.

Iowa National Guard Service Scholarship Supplemental Spring 2023

This program gives back to the Soldiers and Airmen of the Iowa National Guard, enabling them to achieve their higher education goals. The program incentivizes joining or remaining in the National Guard and keeps Iowa Guardsmen in Iowa schools and remaining Iowa residents. The Iowa National Guard Service Scholarship (INGSS) exhausted its budget due to an increase in program demand, utilization outside of historical calculated projections, and increased tuition rates. The scholarship aims to provide 100% tuition funding, not to exceed \$5,061, for approved Service Members under the Iowa National Guard Service Scholarship spring 2023 semester. The entire \$1.6 million has been spent on 398 applicants attending 29 colleges/universities in Iowa.

Iowa National Guard Service Scholarship Additional Supplemental Spring 2023

This program gives back to the Soldiers and Airmen of the Iowa National Guard, enabling them to achieve their higher education goals. This program incentivizes joining or remaining in the National Guard and keeps Iowa Guardsmen in Iowa schools and remaining Iowa residents. The Iowa National Guard Service Scholarship (INGSS) has exhausted its budget due to an increase in program demand, utilization outside of historical calculated projections, and increased tuition rates. The scholarship aims to provide 100% tuition funding, not to exceed \$5,061, for approved Service Members under the Iowa National Guard Service Scholarship spring 2023 semester. To date, \$161,634 has been spent on 76 applicants at 14 colleges/universities in Iowa.

Offender Management System Enhancements

The Iowa Department of Corrections' data programming needs have increased over time as it relates to the offender management system, ICON. Over the course of several years, the general fund appropriation for ICON maintenance, hosting, and programming has remained the same while the agency's programming needs have increased alongside the provider's cost, leaving less funds for essential data programming needs. The IDOC will use the funds to move forward with major data programming initiatives to enhance the ICON system's workflow, operational efficiency, and reporting capabilities.

Main areas for enhancement include programming changes to the systems following applications:

- Food Service
- Time Computation
- Risk Assessment Programming
- Communication
- And Other programming needs designed to improve the accuracy of data and the workflow of the system

It is important to note, that at any given point in time, the IDOC is actively supervising about 40,000 individuals with criminal involvement. It is imperative that the ICON system work as effectively as possible to properly supervise this population of individuals ensuring that prison facility and community safety are of utmost priority.

As of June 2023 a contract had been established to begin work and funds were obligated to various programming enhancements viewed by the Department as critical and essential in population management and supervision. The IDOC will continue to work to implement these programming enhancements over the course of the next three years.

Manufacturing 4.0 - Technology Investment Program for Manufacturers with 3-150 employees

Iowa is committed to helping manufacturers adapt to the landscape formed by the fourth industrial revolution - Industry 4.0 - and its emphasis on smart technology, data-driven operations, and process automation. This program awards grants to eligible applicants that demonstrate the ability for investments in Industry 4.0 technologies to address the negative workforce impacts imposed by COVID-19 because of decreased labor pools, competitive workforce environments, and employee attrition.

In February 2023, the state announced an additional investment of \$2 million in the Manufacturing 4.0 Technology Investment Program. There are two types of grants offered through this program, Manufacturing Innovation Equipment Grants and Manufacturing Industrial Internet of Things Infrastructure Investment Grants. Companies with 3 to 150 full-time employees were eligible for a combined amount of \$75,000 between the two grants over the lifetime of the business and a 1:1 match is required for each grant submitted. Prior to applying, an Industry 4.0 assessment provided by the Center for Industrial Research and Service (CIRAS) will be required and must be submitted with the application. As of May 2023, \$972,993 in grants have been awarded to 20 manufacturers.

Lucas Building Renovation

Renovations to the Lucas State Office Building and Hoover State Office Building will be necessary to co-locate HHS staff in the Lucas State Office Building and prepare the Hoover State Office Building for incoming staff from other departments. The Lucas Building Renovation will allow HHS staff who currently work out of the Capitol Complex to co-locate in the Lucas State Office Building. This will facilitate and enable improved communication efficiency, and better in-person collaboration.

Hazardous Condition Remediation Plan

On December 8, 2022, an explosion and subsequent fire at a factory in the city of Marengo, Iowa caused 25 first response agencies to respond to the scene to aid in extinguishing the fire as well as aid in hazardous materials containment. The incident led to Aqueous Film Forming Foam (AFFF) washing into a stormwater basin and loss of equipment and supplies by the responding agencies. Funds were utilized by the Department of Natural Resources to treat a stormwater basin for contaminants so water could be safely discharged. The Department of Homeland Security and Emergency Management is coordinating with the Iowa County Emergency

Management Agency to directly reimburse response agencies for expendables and damaged equipment that were on scene and directly affected by the explosion and fire.

Technology Modernization to Increase ICAPS System Security

The project will add multi-factor authentication and additional security enhancements to the ICAPS® (Iowa College Aid Processing System) system. ICAPS® is used for administration of scholarship, grant, and loan repayment programs, which will improve the overall security of the system for students, staff, and other users.

This is Iowa: Promotional Campaign Spring 2023

IEDA aims to market Iowa as the choice to visit, live, work and do business. The Governor's Economic Recovery Advisory Board recommended that IEDA expand the This is Iowa campaign to promote tourism and travel in the state. The state created the This is Iowa promotional campaign and the Spring 2023 campaign is the third iteration of the successful campaign. IEDA is tracking their promotional efforts using the Arrivalist tool to measure visitation to the state and show how marketing efforts are incrementally impacting the consideration of Iowa as a traveler destination. The tool allows to anonymously track whether a visitor was exposed to the paid advertising, where they are from, when they arrived in market, how long they stayed and where they visited. The campaign is also tracking their marketing efforts by looking at hotel occupancy rates, average daily rates, and revenue per room for the top ten hotel markets in each county.

Alignment Enterprise-wide Strategic Communications and Organizational Change Management Support

The state has engaged a consultant to provide alignment-related support including enterprise-wide strategic communications and organizational change management support for the Department of Corrections.

Beeds Lake Sewer and Water System Upgrade

Lack of funding for infrastructure and increased use of Iowa state parks, recreation areas and forests has led to the backlog of deferred maintenance and stagnated opportunities to upgrade infrastructure to be in compliance with current and future environmental requirements.

The project aims to:

- Upgrade the noncompliant wastewater system at Beeds Lake by connecting to the City of Hampton wastewater system and removing the current lagoon system in the park.
- Upgrade the drinking water system at Beeds Lake State Park by connecting to the City of Hampton water system.
- These two upgrades will also allow the local park to no longer be the certified operator for the drinking water system and wastewater system and allow them to concentrate on other critical operations of the park.
- The upgrades will provide a better long-term solution for meeting environmental code compliance for drinking water and sanitary systems, improved accessibility for all and accommodate the volume of park visitors and their changing needs.

Iowa Office of the Chief Information Officer

The COVID-19 pandemic directly impacted the way the state of Iowa conducts its business, requiring the state to develop more robust information technology infrastructure to enhance security and increase reliability of the state's systems.

Enhancements include:

- Capitol complex network upgrade for the replacement of aged network and wireless infrastructure that provides communication and technology access across the Iowa Capitol complex. This modernization effort will include infrastructure that improves the ability to monitor and support services remotely. The reliability of the network is of critical importance to support statewide activities and citizen facing services.
- The endpoint detection and response (EDR) platform is critical to Iowa's ability to detect, protect, respond and recover from daily cybersecurity attacks. The EDR platform will provide additional security protections for managed endpoints including PCs, servers, and other devices.
- Inventory and asset management for expansion and modernization of the state's asset management processes and to develop a platform for the effective tracking of the state's information technology asset inventory.
- Security operations center services will be expanded to ensure around the clock security incident response to appropriately respond to cybersecurity threats against the state of Iowa.
- Unsupported operating system and software replacement for end of life (unsupported endpoints) and software in use across the state network. Unsupported endpoints cannot receive security patches and pose a serious risk to the security of the state network and its data.
- Data center migration supports migration to a new data center, prepares the mainframe for a variable use model, prepares for data center recovery readiness, and replaces mainframe hardware. The OCIO completed the data center migration to a Tier 3 facility for resiliency and replaced legacy mainframe hardware.
- Digital Transformation enhances Iowans' digital experience across state government websites by creating a consistent look and feel across websites, incorporating human-centered design, improving website search, and updating content to improve Section 508 compliance and readability.
- Identity and Access Management provides a one-year renewal (2022-2023) to OCIO's identity and access management platform.
- Identity and Access Management Fall 2023 provides another one-year renewal (2023-2024) to OCIO's identity and access management platform.
- HVAC Replacement in the Joint Forces Headquarters is needed to help maintain the IAANG, ICN, and OCIO spaces.
- The State Financial System will replace the existing on-premises, antiquated state finance and accounting system with a more secure and upgraded cloud-based system.

Centers of Excellence

The State of Iowa recognizes access to health care as one of the biggest challenges affecting rural communities. If resources are limited, community members may have unmet health needs, potentially leading to a decrease in quality of life and life expectancy. Forty percent of Iowans reside in rural communities, and like the national trend, people living in rural Iowa also experience social, economic, and health-related disparities. Access to comprehensive, quality health care services is important for promoting and maintaining health, preventing and managing disease, reducing disability and premature death, and achieving health equity for all Iowans. As a predominantly rural state, many Iowa communities face significant challenges accessing health care services. Centers of Excellence can play a pivotal role in encouraging collaboration among regional health care providers in rural areas. Centers of Excellence are innovative care models that specialize in specific areas of medicine, offer a variety of services and treatments, and create regional access to specialty care with a focus on creating access to specialty care in rural areas where access is currently lacking.

The state legislature has appropriated \$425,000 annually since 2021 to support two Centers of Excellence; Grinnell Regional Medical Center serving the counties of Iowa, Marshall and Tama; and St. Anthony Regional Hospital serving the counties of Audubon, Calhoun, Carroll, Crawford, Greene and Sac. The two original Centers of Excellence focus on maternal health. In June 2023, the state announced up to \$1.5 million in program funding will be used to establish two additional Centers of Excellence programs that demonstrate regional collaboration to provide access to specialty care for rural communities and establish partnerships to leverage resources and develop a business model for long-term sustainability.

Motor Vehicle Enforcement

Commercial vehicle enforcement in the State of Iowa is currently handled by two separate departments creating inefficiencies and an overlap of related duties. Integrating commercial vehicle enforcement-related missions under one Department creates budget and operational efficiencies. The project will support costs to align commercial vehicle enforcement under the Department of Public Safety (DPS). The Department of Public Safety will utilize funds to support motor vehicle enforcement transition costs, purchase a Fleet & Supply building, and support DPS general operating costs.

Talent Attraction

One of Iowa's largest challenges is its population growth. Iowa has more job openings than people, and slow population growth has not kept pace with

a wave of retiring Baby Boomers. The state must attract more people from other states to live in Iowa. Iowa's population has grown year over year and outpaces the Midwest, but the pace slowed in 2022 to about half that of 2021. The This is Iowa campaign has elevated Iowa's brand like never before, and the Governor is looking beyond marketing impressions and considering relocation data. This project nurtures interest among out-of-state residents/job seekers who are considering a move to Iowa. The campaign courts prospective Iowans and connects them to Iowa jobs and communities based on their wants, needs and interests. The strategy matches a prospective resident with parts of the state based on lifestyle and interests, career trajectory, urban/rural lifestyle, and family needs - and then connects them with people and jobs in Iowa's communities that are the best fit, leading to population growth and resident satisfaction.

Food Insecurity Infrastructure Fund

According to the National Institutes of Health, about 38% of adults in the U.S. experienced an increase in food insecurity since mid-March 2020, when COVID-19 was declared a national emergency. During the period 2019 - 2021, almost 10% of Iowans reported low or very low food security.

In May 2023, the state announced a \$5 million investment in food banks and food pantry networks to help more Iowans in need get access to fresh, nutritious food. The Iowa Food Insecurity Infrastructure fund will assist eligible nonprofit food banks and nonprofit food pantry networks that have experienced economic hardship build, expand, or rehabilitate facilities to enable them to increase the amount of food, especially fresh food, distributed to local food pantries throughout Iowa. Nonprofit food banks that are bulk food aggregators or wholesale-like distributors that replenish food pantries throughout Iowa and nonprofit food pantry networks that are primary distribution points to serve individuals and families seeking food assistance are eligible for assistance.

Employee Engagement

On July 1, 2023, the Department of Management will implement the Governor's strategic plan to align executive branch structure, operations, and personnel to elevate constituent services and improve efficiency. As part of this strategic realignment, department directors and managers will assess how alignment changes may impact employees and then identify strategies and tactics to help employees transition through alignment. The program will establish a baseline gauge on the status of current State of Iowa employee engagement activity and best practices in the area. Thereafter, the state will develop and deploy strategies to improve engagement and job satisfaction, efficiency and productivity, retention rates, recruitment, and onboarding.

Promoting Equitable Outcomes

In this section, describe, as applicable, efforts to promote equitable outcomes, including economic and racial equity.

In describing efforts to design their SLFRF program and projects with equity in mind, recipients may consider the following:

- **Goals:** Are there particular historically underserved, marginalized, or adversely affected groups that recipients intend to serve within their jurisdiction?
- **Awareness:** How equitable and practical is the ability for residents or businesses to become aware of the services funded by the SLFRF?
- **Access and Distribution:** Are there differences in levels of access to benefits and services across groups? Are there administrative requirements that result in disparities in ability to complete applications or meet eligibility criteria?
- **Outcomes:** How are intended outcomes focused on closing gaps and/or reaching universal levels of service? How is the jurisdiction disaggregating outcomes by race, ethnicity, and other equity dimensions where relevant for the policy objective?

In describing efforts to implement their SLFRF program and projects with equity in mind, recipients may consider the following:

- **Goals and Targets:** Please describe how planned or current use of funds prioritize economic and racial equity as a goal, name specific targets intended to produce meaningful equity results at scale, and include initiatives to achieve those targets.
- **Project Implementation:** Explain how the jurisdiction's overall equity strategy translates into focus areas for SLFRF projects and the specific services or programs offered by your jurisdiction in the following Expenditure Category, as indicated in the final rule:

Negative Economic Impacts (EC 2): assistance to households, small businesses, and non-profits to address impacts of the pandemic, which have been most severe among low-income populations. This includes assistance with food, housing, and other needs; employment programs for people with barriers to employment who faced negative economic impacts from the pandemic (such as residents of low-income neighborhoods, minorities, disconnected youth, the unemployed, formerly incarcerated people, veterans, and people with disabilities); services to provide long-term

housing security and housing supports, address educational disparities, or provide child care and early learning services; and other strategies that provide impacted and disproportionately impacted communities with services to address the negative economic impacts of the pandemic

The first annual Recovery Plan, due in 2021, was required to describe initial efforts and intended outcomes to promote equity, as applicable. Beginning in 2022, each annual Recovery Plan must provide an update, using qualitative and quantitative data, on how the jurisdiction's approach achieved or promoted equitable outcomes or progressed against equity goals. Describe any constraints or challenges that impacted project success in terms of increasing equity. Describe the geographic and demographic distribution of funding, including whether it is targeted toward traditionally marginalized communities.

The state of Iowa is committed to the goal of equity — both in the administration of grant opportunities and the structure of opportunities themselves. During the course of program development, the state of Iowa worked to promote equity by seeking and considering feedback from stakeholders across the state representing myriad interests and groups. Other than support for direct government services, the state of Iowa has run its ARPA awards as grant programs to promote equity, transparency, and fairness. To facilitate widespread participation in the state's grant programs, the administering state agencies have engaged stakeholders, prepared FAQs, hosted highly attended webinars, and provided high-level technical assistance to potential grant applicants as they prepared their applications. Moreover, several programs offer allocations to all eligible recipients on a reimbursable basis in an effort to promote equity — e.g., the state's School Safety Infrastructure Grant Program offers \$50,000 per school building to every licensed public, non-public, and tribal school in the state for qualifying security improvements.

In addition to promoting geographic diversity through every program, the state of Iowa has advanced equity by allocating funding for low-income households, rural communities, veterans, individuals with disabilities, reentering citizens, households without access to high-speed internet, communities facing child care shortages, and nonprofit organizations serving Iowans in need of assistance.

Specific program highlights include, but are not limited to:

- **Minority Homebuyer Down Payment Assistance program** specifically targets an audience of lowans that have historically had underrepresentation in homeownership, or lack of resources to aid acquiring home ownership.
- **Downtown Upper Story Housing program** specifically targets rural community investment with the aim of creating novel yet affordable housing units for a historically underrepresented rural housing market for investment.
- **Nonprofit Infrastructure Fund** supports the future service needs and service delivery that many vulnerable lowans rely upon in both rural and urban settings.
- **Destination Iowa projects** specifically challenge community attraction projects to execute planning and construction beyond minimum accessibility guidelines to ensure every lowan is able to experience and enjoy transformational outdoor and tourism-attraction projects regardless of ability.
- **Homes for Iowa** is a public-private partnership that aims to reduce community violence and recidivism while helping solve Iowa's housing shortage. The inmates participate in skills training, including an apprenticeship curriculum. They receive portable training certificates and are connected to Iowa employers upon release. The Homes for Iowa organization works closely with the Iowa Department of Corrections to develop wraparound services for participants of the program.
- **Home Base Iowa Portal** specifically aims to help veterans and veteran-owned small businesses by creating a platform to improve job resources available to veterans. The portal will promote hiring of veterans and ease the translation of veterans' military experience to the skills desired by employers, which will allow veterans to compete in Iowa's job market more equitably.
- **Infrastructure for Unsewered Communities** specifically helps homeowners, many of whom face environmental and public health risks, to repair or upgrade their septic system. Outreach efforts were done in all 99 counties through the County Sanitarian's office as they live and work in the communities that are targeted to receive funding and know where the greatest need exists. Additionally, a portion of this funding was available to communities to implement an existing plan for constructing a centralized wastewater system.

- **GEAR UP Iowa** specifically targets underserved and underrepresented populations to increase their access to and completion of a postsecondary degree or credential.
- **Low Income Housing Tax Credit Loan Program** stimulates investment in affordable housing in underserved and rural communities. The program promotes equitable outcomes by prioritizing applications for projects in rural areas and for low-income lowans.

More generally, significant investments have supported equity in the following areas:

Access to Housing

Iowa faces widespread demand for quality, affordable housing, with the state expecting to need more than 60,000 additional homes by 2030. Much of Iowa's housing stock is aging and many lowans are overburdened with housing expenses. A significant, \$100 million investment in housing was announced with the primary goal of maintaining and expanding the supply of affordable housing. These programs are designed to build stronger communities and increase access to housing. This will provide significant resources to protect lowans who were disproportionately impacted by the negative economic impacts of the COVID-19 pandemic.

Workforce and Education

The state's plan will make significant investments in workforce programs that create opportunities for underrepresented communities and individuals who have barriers to training and work to gain employment in high-demand fields. Summer Youth Internship Projects will provide opportunities to youth who have barriers or are at risk of not graduating. Teacher and Health Career RAPs will offer innovative, non-traditional pathways to accelerate careers and gain credentials, sidestepping barriers and reducing input costs for participants while at the same time growing and diversifying the teacher and health care workforce.

Broadband Infrastructure

Universal broadband will help ensure that all lowans have equitable access to the information society, enabling access to remote work, healthcare, and online educational services. A \$200 million investment was made to deliver broadband infrastructure to rural and unserved areas of the state. This investment will improve broadband access to 100/100 for 37,236 homes, schools, and businesses in areas that lacked access to 25/3 wireline broadband.

Child Care

Funding for additional childcare infrastructure will help to address Iowa's well-documented childcare shortage, particularly in rural communities.

Community Engagement

Describe how the State of Iowa's planned or current use of funds incorporates community engagement strategies including written feedback through surveys, project proposals, and related documents, oral feedback through community meetings, issue-specific listening sessions, stakeholder interviews, focus groups, and additional public engagement, as well as other forms of input, such as steering committees, task forces, and digital campaigns that capture diverse feedback from the community. Recipients should also describe how community engagement strategies support their equity goals, including engagement with communities that have historically faced significant barriers to services, such as people of color, people with low incomes, limited English proficient populations, and other traditionally underserved groups.

On June 18, 2020, Governor Reynolds signed an Executive Order establishing the Governor's Economic Recovery Advisory Board to assess the economic impact of COVID-19 on Iowa's industries, businesses and workforce, analyze recovery efforts, and recommend strategies that ensure the future prosperity of all Iowans. The board held open meetings and solicited input from the general public via online submissions. The board then submitted recommendations in the form of a report, which was released to the public on February 4, 2021. The report's recommendations have served to guide funding priorities and prompt further stakeholder engagement on targeted issues like workforce, childcare, broadband, tourism, and carbon sequestration. Highlights of the state's incorporation of community engagement strategies in the development of programs include, but are not limited to:

Housing Engagement

included outreach to Iowans through many formats. In person meetings with property owners and city officials and emails to all mayors, city administrators, chamber directors, economic development groups and councils of government on file. The state gave presentations to 5 regional locations across the state reaching 67 communities and weekly Main Street Iowa information releases to 54 Main Street directors. The Governor's Economic Advisory Board included 25 diverse housing professionals representing all housing sectors and areas of the state.

Child Care Programs

were the result of key recommendations made by the Governor's Child Care Task Force, which was comprised of representatives of Iowa businesses, nonprofits and community organizations, child care providers and local government and held a total of 51 official meetings, working groups, and town halls — including two evening town halls with parents and child care providers.

Manufacturing Industry

input and feedback has guided the development of the Iowa Manufacturing 4.0 plan from the outset through manufacturing leadership one-on-one interviews, focus groups, and regular meetings with the advanced manufacturing work group.

Broadband Project

planning was designed around collaboration with numerous stakeholders including the provider community and members of the public to plan for future needs. Publicly available map appeal processes, public meetings, and webinars are some of the ways communities were engaged. In addition, the state of Iowa retained a third-party contractor to coordinate statewide broadband community outreach. In 2022, the outreach included a new program "BroadBAND Together"— a community coordination and support initiative targeting local governments statewide to help prepare for broadband development and attract investment for community broadband projects. In 2023, the outreach included state initiatives as follows:

- The state broadband map challenge process encouraged all Iowa stakeholders to review, verify or challenge broadband mapping data to facilitate a new, more accurate broadband map. Citizens, businesses and service providers participated in this process resulting in over 137,000 locations being challenged across the state. All challenges were adjudicated by the Office of the Chief Information Officer and Iowa's state broadband map was updated accordingly.
- The Office issued Invitation to Qualify #001 - Broadband Intervention Zones. The purpose of the Invitation to Qualify was to solicit Applications from Communities lacking Broadband. Successful Applications to the ITQ were used by the OCIO to establish Broadband Intervention Zones to be used to prioritize areas for future broadband funding. This resulted in 96 specific, community-identified intervention zones being recognized by the State of Iowa for prioritization in future broadband funding programs.

Diversity, Equity & Inclusion Community Meetings were held across the state to get feedback from Iowans on digital services, including broadband, in their area. Facilitated at local community colleges and libraries, Iowans were invited to meet with state broadband representatives to discuss the challenges they face surrounding broadband access, literacy, affordability and other related topics. Attendees received a short presentation on digital services followed by a discussion with the

audience on the barriers and potential solutions for full participation in the digital aspects of society. Information and data collected through this outreach effort will be compiled and used to inform the State's 5 Year Broadband Action Plan.

The Iowa Finance Authority (IFA)

and the Iowa Department of Natural Resources (DNR) have jointly administered the Iowa State Revolving Fund to assist cities, counties, sanitary districts, utility management organizations, municipal utilities, rural water associations, homeowner's associations, watershed organizations and Iowa property owners in advancing water quality initiatives for more than 30 years. The IFA has worked with more than 700 Iowa communities on their water quality needs over the course of 30 years and over time has compiled a wealth of feedback on the unmet water quality needs throughout the state. This deep understanding of unmet needs is what guided the ARP-funded Water Infrastructure Fund (WIF) priorities of: reducing excess nutrients, increasing drought resiliency, reducing flood risk, improving public health, promoting water and wastewater reuse and providing significant economic benefits. These objectives led to the creation of the WIF programs that will directly address the identified unmet needs: Economically Significant projects, Watershed Protection Projects, Industrial Water Reuse/Conservation Projects and Wastewater Infrastructure for Unsewered Communities.

The Iowa Economic Development Authority

developed the Destination Iowa program based on years of feedback from communities, stakeholder groups and Iowans who have pushed for funding for transformational tourism and quality of life initiatives as a means to help communities attract and retain talent and to boost their economic competitiveness. The support for such an initiative has been both grassroots and formal; applicants to smaller programs, such as the state's Community Attraction and Tourism grant program, have long expressed concern that these programs fall short of the need in Iowa. The Iowa Chamber Alliance rates the development of community placemaking and recreational opportunities among its top priorities. And the Governor's Economic Recovery Advisory Board, after gathering extensive public input from Iowans through listening sessions and online forms, listed a creative placemaking and quality of life initiative among its top recommendations in 2021.

Furthermore, Governor Reynolds conducts a 99 county tour each year. During the course of this year's tour, the Governor has met with local leaders, non-profit organizations, and other constituent groups and listened to feedback on ARPA funding priorities. Providing ARPA funding through competitive grant programs has also provided a structured, evidence-based opportunity to assess community funding needs, and a corresponding opportunity to provide additional funding support if warranted.

Labor Practices

Describe workforce practices on any infrastructure projects or capital expenditures being pursued. How are projects using strong labor standards to promote effective and efficient delivery of high-quality infrastructure projects while also supporting the economic recovery through strong employment opportunities for workers? For example, report whether any of the following practices are being utilized: project labor agreements, community benefits agreements, prevailing wage requirements, and local hiring.

Iowa has a rich heritage and history of engaged and highly productive workforce that is hardworking, conscientious, and dedicated. Iowa is a right to work state with a strong continuum of workforce development in K-12, community colleges and universities that include apprenticeships, internships, and customizable workforce training programs.

Iowa has allocated funds to infrastructure projects being pursued under EC 5. The state has allocated infrastructure funds for water projects and broadband expansion in Iowa. Individual projects with SLFRF funding anticipated to exceed \$10 million will require Davis Bacon Certification. The Davis Bacon Act requires contractors to pay their laborers employed under the contracts no less than prevailing wages and fringe benefits.

All projects will be implemented following state procurement laws to identify and engage with qualified contractors. The state gives priority to contractors who are targeted small businesses to remove hurdles and give more opportunities to underserved communities and small businesses to start and grow their business. The program is designed to help women, individuals with minority status, service-connected disabled veterans, and individuals with disabilities. Grant opportunities made by Iowa's state agencies require applicants to submit a minority impact statement per Iowa Code Section 8.11. This is the state's mechanism to require grant applicants to consider the potential impact of the grant project's proposed programs or policies on minority groups.

Use of Evidence

Describe whether and how evidence-based interventions and/or program evaluation are incorporated into their SLFRF program. Recipients may include links to evidence standards, evidence dashboards, evaluation policies, and other public facing tools that are used to track and communicate the use of evidence and evaluation for Fiscal Recovery Funds. Recipients are encouraged to consider how a Learning Agenda, either narrowly focused on SLFRF or broadly focused on the recipient's broader policy agenda, could support their overarching evaluation efforts in order to create an evidence-building strategy for their jurisdiction. In the Project Inventory section of the Recovery Plan, recipients should identify whether SLFRF funds are being used for evidence-based interventions and/or if projects are being evaluated through rigorous program evaluations that are designed to build evidence. (See details in the Project Inventory section below).

The U.S. Treasury guidance for SLFRF defines use of evidence as interventions with strong or moderate levels of evidence or evaluation through rigorous program evaluations that are designed to build evidence. Strong evidence means that the evidence base can support causal conclusions for the specific program with the highest level of confidence and consists of one or more well-designed and well-implemented experimental studies conducted on the program with positive findings on one or more intended outcomes. Moderate evidence means that there is a reasonably developed evidence

base that can support causal conclusions and the evidence base consists of one or more quasi-experimental studies with positive findings on one or more intended outcomes or two or more non-experimental studies with positive findings on one or more intended outcomes.

The State of Iowa is not currently using SLFRF to implement evidence-based interventions or program evaluations pursuant to Treasury's definition.

Performance Report

Describe how performance management is incorporated into their SLFRF program, including how they are tracking their overarching jurisdictional goals for these funds as well as measuring results for individual projects. The recipient has flexibility in terms of how this information is presented in the Recovery Plan, and may report key performance indicators for each project, or may group projects with substantially similar goals and the same outcome measures. In some cases, the recipient may choose to include some indicators for each individual project as well as crosscutting indicators. Recipients may include links to performance management dashboards, performance management policies, and other public facing tools that are used to track and communicate the performance of Fiscal Recovery Funds. In addition to outlining in this section their high-level approach to performance management, recipients must also include key performance indicators for each SLFRF project in the Project Inventory section (more details below).

The state of Iowa has incorporated performance management into the development of all its programs per Department of Treasury guidance. Departments responsible for implementing programs establish program outcomes in line with Treasury guidance along with any required output and outcome measures as part of the design phase of programs. As programs are implemented the departments will collect and report required data relating to the output and outcome measures throughout the period of performance for the programs. When applicable, performance reporting requirements are outlined in grant award agreements with subrecipients to ensure performance data can be collected and outcomes can be monitored for projects. Performance

measures will be monitored by the departments implementing the programs to track progress towards a program's intended outcomes.

The state's procedures for departments to implement programs are made available on the Department of Management's state resources webpage at <https://dom.iowa.gov/pandemic-recovery-reporting>. The state has identified 40 projects that require performance reporting as of June 30, 2023. The performance measurements for each project are shown in the project inventory in "Part 2: Project Inventory and Performance Report", including both output and outcome performance metrics for EC 1 - EC 5.



PART TWO

Project Inventory and Performance Report

Expenditure Categories

The Project Inventory includes a description of each project that has incurred obligations or expended funds as of June 30, 2023.

In this section, Iowa should provide a description of each project undertaken. Below is an example of how to present the information noted in the Reporting Guidance, which incorporates project details as well as evidence and performance measure information outlined in the relevant sections above. This information should be replicated for all of Iowa's projects funded wholly or in part by SLFRF. Include a link to the project or program website, if available.

EXAMPLE PROJECT 1

Project [Identification Number]: [Project Name]

Funding amount: [Funding amount]

Project Expenditure Category: [Category number, Category Name]

Project Overview

- A description of the project that includes an overview of the main activities of the project, the approximate timeline, primary delivery mechanisms and partners, if applicable, and intended outcomes.
- Link to the website of the project if available
- Describe how the project contributes to addressing climate change and/or advances the Justice40 initiative, which sets a target of providing 40 of the benefits of certain federal investments, including climate and clean energy investments to disadvantaged communities (for infrastructure projects under EC 5)

Use of Evidence

The State of Iowa is not currently using SLFRF to implement evidence-based interventions or program evaluations.

- Briefly describe the goals of the project, and whether SLFRF funds are being used for evidence-based interventions, the evidence base for the interventions, and/or if projects are being evaluated through rigorous program evaluations that are designed to build evidence. If a recipient is conducting a program evaluation in lieu of reporting the amount of spending on evidence-based interventions, they must describe the evaluation design.
- Identify the dollar amount of the total project spending that is allocated towards evidence-based interventions for each project in the Expenditure Categories noted with an asterisk in Appendix 1 of the Reporting Guidance.

Performance Report

- For the Project Inventories, include key performance indicators for your jurisdiction's major SLFRF funded projects. Report key performance indicators for each project, or group projects with substantially similar goals and the same outcome measures. Jurisdictions may choose to include some indicators for each individual project as well as crosscutting indicators. Include both output and outcome measures. Provide data disaggregated by race, ethnicity, gender, income, and other relevant factors, if possible.
- In addition, include the mandatory performance indicators if your jurisdiction has projects in the relevant areas (this information may be included in each recipient's Recovery Plan as they determine most appropriate). This information should be included in the Project Inventory, but this data will also need to be entered directly into the Treasury reporting portal as part of the Project and Expenditure report, as Treasury has added these fields (for Tier 1 recipients only) to the Project and Expenditure report. Below is a list of required data for each Expenditure Category, where relevant.
 - Household Assistance (EC 2.2), Long-term Housing Security (EC 2.15-2.16) and Housing Support (EC 2.17-2.18):
 - Number of households receiving eviction prevention services (including legal representation)
 - Number of affordable housing units preserved or developed
 - Assistance to Unemployed or Under Employed Workers (EC 2.10) and Community Violence Interventions (EC 1.11):
 - Number of workers enrolled in sectoral job training programs
 - Number of workers completing sectoral job training programs
 - Number of people participating in summer youth employment programs

cont. next page

c. *Addressing Educational Disparities (EC 2.24-2.26) and Addressing Impacts of Lost Instructional Time (EC 2.27):*

- *Number of students participating in evidence-based tutoring programs*

d. *Healthy Childhood Environments (EC 2.11-2.14):*

- *Number of children served by childcare and early learning (pre-school/pre-K/ages 3- 5)*
- *Number of families served by home visiting*

Expenditure Category: PUBLIC HEALTH

Project ID:	297-5286-OPG
Program Name:	Office of the Public Guardian

Expenditure Category 1.4: *Prevention in Congregate Settings*

Funding Amount \$502,200

Approximate Timeline 18 – 24 months

Primary Delivery Mechanism Contracts

Website Link N/A

Program Status Completed less than 50%

Program Description Reduce the waiting list existing in January of 2022 of lowans in need of guardianship/conservatorship via contracted services.

Intended Outcomes:

1. Reduce the backlog of lowans awaiting guardianship and/or conservatorship
2. Improved hospital throughput

Output Indicators:

1. Number of individuals assisted with guardianship and/or conservatorship services.

Outcome Indicators:

1. Length of time on waiting list
2. Number of guardianship individuals in hospitals that got moved out (patient flow)
3. Length of hospitalization

INDICATOR RESULTS:

2023

Cases accepted for services	41
Clients for whom contractors were appointed as permanent guardian and/or conservator	31
Average length of time on waiting list (days)	369.78
Median length of time on waiting list (days)	358
Number of guardianship individuals in hospitals that got moved out (patient flow)	4
Average avoidable hospital days	61.25

Project ID:	583-0019-PPE
Program Name:	PPE and DME Storage and Distribution

Expenditure Category 1.5: Personal Protective Equipment

Funding Amount \$3,071,793

Approximate Timeline April 1, 2022 – July 15, 2025

Website Link N/A

Program Status Completed less than 50%

Program Description Lease and upfit of a warehouse to store personal protective equipment and durable medical equipment, personnel costs, purchase and/or rental of equipment, and purchase of PPE as necessary to maintain appropriate stock levels within shelf-life.

Intended Outcomes:

A readily available supply of PPE and DME is available to meet surge requirements for a potential pandemic wave regardless of supply chain issues that might occur.

Output Indicators

- 1) Quantity and viability of the inventory.

Outcome Indicators

- 1) Number of adjustments to the level of inventory based on review of CDC guidance.

INDICATOR RESULTS:

2023

<p>Quantity and viability of the inventory: Periodic inventories and inspections are performed to assess the quantity and viability of the inventory to meet the projected demands in the event of a surge. It will be measured by status, i.e., Green status is 100%, Yellow status is 70%-<100%, and Red status is below 70% of 90-day supply for PPE.</p>	<p>100%</p>
<p>Number of adjustments to the level of inventory based on review of CDC guidance.</p>	<p>3</p>

Project ID:	250-9999-HFI
Program Name:	Homes for Iowa

Expenditure Category 1.11: Community Violence Intervention

Funding Amount \$10,000,000

Approximate Timeline January 2022 – December 2025

Primary Delivery Mechanism Contracts, Purchase Orders

Website Link <https://www.homesforia.com>

Program Status Completed 50% or more

Program Description Reduce community violence by preparing incarcerated men for successful reentry and reduced recidivism through a job training program in the building trades, while they build modular housing for income-qualified Iowa residents.

Intended Outcomes:

1. Decrease recidivism among program participants
2. Increase post-release employment
3. Increase housing supply in Iowa

Output Indicators:

1. The number of homes delivered.
2. The number of incarcerated people trained within 6 months.

Outcome Indicators:

1. Recidivism rates (within one year) among program participants.
2. Post-release employment rates by quarter.
3. Earnings by quarter released trainees.

INDICATOR RESULTS:

	2022	2023	TOTAL
Number of Homes Delivered*	8	27	35
Number of workers enrolled in sectoral job training programs**	34	187	221
Number of workers completing sectoral job training programs***	19	30	49

*The number of homes delivered since the start of the program February 1, 2022

**The number of people incarcerated that joined the program since the start of the program February 1, 2022

***The number of people incarcerated that reached 180 days in the program since February 1, 2022. Completion of the program is defined as participating in the program for 180 days.

RECIDIVISM RATES BY CALENDAR YEAR	CY2020	CY2021	CY2022	CY2023	TOTAL
Program Participants Released	57	67	40	0	164
Program Participants Recidivated	5	19	33	18	75
Recidivism Rate (Cumulative)	9%	19%	35%	46%	46%

Counts of individuals released from prison are between January 1, 2020 – January 30, 2022 recidivism cutting off on June 30, 2023.

POST RELEASE EMPLOYMENT RATE AND MEDIAN WAGE BY QUARTER	EMPLOYMENT RATE	MEDIAN WAGE
Released Quarter	54.5%	\$3,129
Post Release Quarter 1	71.6%	\$7,608
Post Release Quarter 2	63.3%	\$7,365
Post Release Quarter 3	55.1%	\$8,829
Post Release Quarter 4	53.3%	\$8,187

Project ID:	282-CIMP-CIM
Program Name:	Critical Incident Mapping

Expenditure Category 1.11: Community Violence Intervention

Funding Amount \$650,000

Approximate Timeline July 1, 2022 – December 31, 2024

Primary Delivery Mechanism Contract

Website Link <https://educateiowa.gov/pk-12/school-facilities/school-safety/governor-s-school-safety-initiative>

Program Status Completed less than 50%

Program Description Critical incident mapping will be made available to Iowa accredited nonpublic (i.e. independently accredited, state accredited, and specially accredited) K-12 school locations to include a detailed floor plan of the school building and surrounding school grounds which incorporates key information needed by emergency first responders to plan for and respond to an emergency situation.

Intended Outcomes:

The main outcome is to experience an increase in the capability of emergency first responders to plan for and respond to an emergency situation.

Output Indicators:

1. Number of schools that apply for critical incident mapping.
2. Number of schools that receive an incident map.
3. Number of workers enrolled in sectoral job training programs (SLFRF required) N/A

Outcome Indicators:

1. Number of schools that have an internal product that can be made available to emergency first responders in an emergency situation.
2. Number of people participating in summer youth employment programs (SLFRF required) N/A
3. Number of workers completing sectoral job training programs(SLFRF required) N/A

INDICATOR RESULTS:

2023

Number of schools that apply for critical incident mapping	171
Number of schools that receive an incident map	0*
Number of schools that have an internal product that can be made available to emergency first responders in an emergency situation.	0*

*Data is not available at this time. Information will be reported in future periods as onsite surveys are completed and maps are developed.

Project ID:	583-0021-SSV
Program Name:	School Safety Vulnerability Assessments and School Safety Improvement Fund

Expenditure Category 1.11: Community Violence Intervention

Funding Amount \$86,501,000

Approximate Timeline June 14, 2022 – December 31, 2026

Primary Delivery Mechanism Contracts, Grants

Website Link N/A

Program Status Completed less than 50%

Program Description The program will make funds available to PK-12 schools for vulnerability assessments and minor capital improvements for security enhancements based on vulnerability assessment recommendations.

Intended Outcomes:

The main outcome is to experience an increase in the capability of school districts security programs to include improvements to their physical security capabilities.

Output Indicators:

1. Number of accredited nonpublic schools that apply for vulnerability assessments and the number of accredited nonpublic schools that complete the assessment process.

Outcome Indicators:

1. Number of schools that make capital security improvements to their buildings based on a completed vulnerability assessment.

INDICATOR RESULTS:

2023

Number of accredited nonpublic schools that apply for vulnerability assessments	1261
Number of accredited nonpublic schools that complete the assessment process.	1261
Number of schools that make capital security improvements to their buildings based on a completed vulnerability assessment.	0*

*Data is not available at this time. Information will be reported in future periods as security improvements are made to school buildings.

Project ID:	595-211Q-SSH
Program Name:	School Safety Hardware and Software

Expenditure Category 1.11: Community Violence Intervention

Funding Amount \$6,000,000

Approximate Timeline June 14, 2022 to December 31, 2026

Primary Delivery Mechanism Contracts, Purchase Orders

Website Link www.SafeandSoundIowa.gov

Program Status Completed 50% or more

Program Description The program will make funds available to all schools for safety radios for emergency communication with law enforcement. Additionally, funds will be utilized for threat monitoring software and an anonymous reporting tool.

Intended Outcomes:

Ensure immediate communication between school officials and local law enforcement in the event of an existing or emerging threat.

Output Indicators:

1. The number of schools that are in receipt of new school safety radios.
2. The number of tips received through the anonymous reporting tool per fiscal year.
3. The number of potential threats identified through the threat monitoring software per fiscal year.

Outcome Indicators:

1. An increase in the number of schools choosing to participate following the initial launch of the school safety radio program on June 14, 2022.
2. Tracking of interdiction of identified threats, including those incidents that are mitigated through effective response.

OUTPUT INDICATOR RESULTS:

2023

Number of schools that are in receipt of a new school safety radio	1253
Number of tips received through the anonymous reporting tool (Safe+Sound Iowa program)	66
Number of potential threats identified through the threat monitoring software	128
Increase in the number of schools choosing to participate following the launch of the school safety radio program on June 14, 2022	100%

Project ID:	595-111Q-SSB
Program Name:	School Safety Bureau

Expenditure Category 1.11: Community Violence Intervention

Funding Amount \$5,500,000

Approximate Timeline June 14, 2022 to December 31, 2026.

Primary Delivery Mechanism Contracts, Purchase Orders

Website Link N/A

Program Status Completed less than 50%

Program Description The School Safety Bureau will manage and administer the school safety program, coordinate and facilitate training requests and provide continuous monitoring for the anonymous reporting tool.

Intended Outcomes:

Ensure law enforcement, EMS, fire and communications are properly trained to handle a school safety situation if it arises.

Output Indicators:

1. The number of participants enrolled in ALERRT training.
2. The number of participants enrolled in AAIR training.
3. The number of participants enrolled in CRASE training.
4. The number of participants enrolled in CRCC training.

Outcome Indicators:

1. An increase in the number of individuals training in ALERRT, AAIR, CRASE, CRCC.
2. The types and number of organizations involved across all trainings.
3. The geographic coverage of trainings in Iowa.

INDICATOR RESULTS – # of participants enrolled in: **2023**

Civilian Response to Active Shooter Events (CRASE)	1589
Civilian Response and Casualty Care (CRCC)	711
Stop the Bleed	241
Advanced Law Enforcement Rapid Response Training (ALERRT)	515
Active Attack Integrated Response (AAIR)	0
Increase in the number of individuals training in ALERRT, AAIR, CRASE, CRCC (individuals trained)	2,815
The geographic coverage of trainings in Iowa (counties)	99

TYPES AND NUMBER OF ORGANIZATIONS INVOLVED ACROSS ALL TRAININGS:

CRASE CRCC STOP THE BLEED

	CRASE	CRCC	STOP THE BLEED
Educators (courses)	23	17	0
Civic Organizations (courses)	7	3	0
Businesses (courses)	7	0	0
House of Worship (courses)	3	1	5
LEO/EMS (courses)	1	0	0

Expenditure Category:

NEGATIVE ECONOMIC IMPACTS

Project ID:	309-AAIW-MWS
Program Name:	Mobile IowaWORKS Workforce Service Unit

Expenditure Category 2.10: Assistance to Unemployed or Underemployed Workers

Funding Amount \$800,000

Approximate Timeline 3 years

Primary Delivery Mechanism Purchase Order

Website Link N/A

Program Status Completed less than 50%

Program Description Purchase and operate a Mobile (vehicle) IowaWORKS Serves Center to provide services in remote areas and to populations unable to utilize services at a center or satellite location, serving as a true “force multiplier” and enabling IowaWORKS staff to respond quickly where workforce resources are needed

Intended Outcomes:

Build a stronger, more skilled workforce

Output Indicators:

1. Number of locations served
2. Proportion of economically disadvantaged communities served
3. Number of lowans receiving services from the Mobile Center

Outcome Indicators:

1. Number of lowans who became employed or enrolled in workforce readiness programs due to services received

Indicator Results:

Data is not available to report at this time. The contract for purchase and build of the mobile unit was finalized in May 2022. Construction of the unit began in August 2022, with estimated completion and delivery in November 2023.

Project ID:	309-AA2D-SYI
Program Name:	Summer Youth Internship Projects

Expenditure Category 2.10: Assistance to Unemployed or Underemployed Workers

Funding Amount \$2,040,000

Approximate Timeline May – September 2022

Primary Delivery Mechanism Grants

Website Link <https://www.futurereadyiowa.gov>

Program Status Completed 50% or more

Program Description The program will support 35 Summer Youth Internship Projects (SYIPs) and serve an estimated 659 participants recruited from more than 85 locations across Iowa during the Summer 2022 timeframe. The primary supported occupations include healthcare, construction-related trades, information technology, advanced manufacturing, and energy. All projects include recruitment of youth at risk of not graduating, and youth from underrepresented communities and/or from low-income households.

Intended Outcomes:

Build a stronger, more skilled workforce

Output Indicators:

1. Number of people participating in summer youth employment programs (Required per SLFRF compliance)

Outcome Indicators:

1. Number of youth who became employed due to participation in a SYIP
2. Number of youth earning a credential, certification or credit hour by the completion of the program

INDICATOR RESULTS:

2023

Number of people participating in summer youth employment programs	684
Number of youth who became employed due to participation in a SYIP	289
Number of youth earning a credential, certification or credit hour by the completion of the program	652

Project ID:	309-AA2E-HCR
Program Name:	Iowa Health Careers Registered Apprenticeship

Expenditure Category 2.10: Assistance to Unemployed or Underemployed Workers

Funding Amount \$3,443,362.47

Approximate Timeline March 1, 2022 – December 15, 2026

Primary Delivery Mechanism Grants

Website Link <https://www.earnandlearniowa.gov/health-careers>

Program Status Completed less than 50%

Program Description The program will provide funding to communities to establish new or expand on existing registered apprenticeship programs for health care careers for high school students. The result is an alternative pathway to health education with an added opportunity to earn and learn, including one-to-one mentoring during on the job training. Supplemental assistance will be provided to acquire simulation software and hardware to further enhance apprentices' educational and practical experience and readiness for the field.

Intended Outcomes:

1. Increase the number of high school Registered Apprenticeship Programs in the state that offer health care-related experience.
2. Promote postsecondary training and career pathways for underserved communities in health care-related industries.
3. Provide innovative and non-traditional high school career training programs in health care-related industries.
4. Contribute to the statewide goal that 70 percent of lowans with education and training beyond high school by 2025.

Output Indicators:

1. The number of workers enrolled in the job training program. Workers for this program are defined as high school apprentices registered with the Department of Labor

Outcome Indicators:

1. The number of people completing the job training program

OUTPUT INDICATOR RESULTS:

2023

Number of workers enrolled in the job training program	48
Number of people completing the job training program	0*

*The term of the training program is not complete for any apprentices enrolled in the program.

Project ID:	309-AATU-TPR
Program Name:	Teacher and Paraeducator Registered Apprenticeship

Expenditure Category 2.10: Assistance to Unemployed or Underemployed Workers

Funding Amount \$46,556,645.55

Approximate Timeline July 1, 2022 – June 30, 2025

Primary Delivery Mechanism Grants

Website Link <https://www.earnandlearniowa.gov/tpa>

Program Status Completed less than 50%

Program Description The program will provide opportunities for current high school students and adults to earn a paraeducator certificate and associate’s degree and paraeducators to earn their bachelor’s degree while learning and working in the classroom.

Intended Outcomes:

Build a strong and experienced educator workforce through the development of Registered Apprenticeship Programs.

Output Indicators:

1. The number of workers enrolled in the training program (SLFRF required). Workers for this program are defined as registered apprentices with the Department of Labor.

Outcome Indicators:

1. The number of people completing the training program (SLFRF required)

INDICATOR RESULTS:

2023

Number of workers enrolled in the training program	614
Number of people completing the training program	0*

*The term of the training program is not complete for any apprentices enrolled in the programs.

Project ID:	309-AA2I-CCB
Program Name:	Child Care Business Incentive Grant Program

Expenditure Category 2.11: Healthy Childhood Environments: Child Care

Funding Amount \$26,512,118.46

Approximate Timeline Grants must be spent by June 30, 2026

Primary Delivery Mechanism Grants

Website Link <https://www.futurereadyiowa.gov/child-care-grants>

Program Status Completed less than 50%

Program Description Funding made available to encourage and enable businesses and employer consortiums to build on-site childcare centers or partner with local and regional childcare services to renovate and expand.

Intended Outcomes:

Increasing new childcare slots available to an employer’s employees (without displacing other families), particularly for those employers located in childcare deserts.

Output Indicators:

1. Number of new childcare slots secured for an employer’s employees

Outcome Indicators:

1. Number of new employers offering childcare
2. Number of children serviced by childcare

Indicator Results:

Data is not available at this time. Grantee projects are currently in the planning and development stages.

Project ID:	270-0040-MHD
Program Name:	Minority Homebuyer Down Payment Assistance Pilot Program

Expenditure Category 2.15: Long-term Housing Security: Affordable Housing

Funding Amount \$965,000

Approximate Timeline January 2022 – December 2022

Primary Delivery Mechanism Direct payments

Website Link <https://www.iowafinance.com/homeownership/down-payment-programs/>

Program Status Completed

Program Description Provide eligible Iowa minority households with assistance purchasing a home. This one-time investment will assist in breaking barriers to homeownership while mitigating pandemic-related financial barriers that potentially put homeownership out of reach for many prospective minority home buyers.

Intended Outcomes:

Statewide to increase the number of minority homebuyers, race and home ownership in the state.

Output Indicators:

1. Number of first generation homebuyers

Outcome Indicators:

1. Number of minorities who purchased a home through the program

INDICATOR RESULTS:

	2023	2023 Final
Mortgage loans closed	53	193
Number of first-generation homeowners	26	79*

*This was not a mandatory question on the attestation form completed by homebuyers; 80 borrowers answered "yes."

Project ID:	270-LIHL-LIH
Program Name:	Low Income Housing Tax Credit Loan Program – Supporting Affordable Housing

Expenditure Category 2.15: Long-term Housing Security: Affordable Housing

Funding Amount \$32,926,622

Approximate Timeline Contracts executed 2/2/2023.
Projects anticipated to be completed by 10/1/2024

Primary Delivery Mechanism Loans

Website Link N/A

Program Status Completed less than 50%

Program Description Developing housing units for low-income lowans to ensure safe, healthy homes for families while avoiding congregate housing situations where the risk of COVID-19 is exacerbated. The program will provide assistance in the form of a one-time loan extended to housing businesses that have been awarded 2021 LIHTC tax credits to complete low-income housing projects.

Intended Outcomes:

1. Developing housing units for low-income lowans is critical to ensure safe, healthy homes for our families while avoiding congregate housing situations where the risk of the spread of COVID-19 is exacerbated.

Output Indicators:

1. Number of housing projects that receive loans

Outcome Indicators:

1. Number of cost burden areas receiving LIHTC projects funded by the loans
2. Number of affordable housing units preserved or developed (Required SLFRF)
3. Number of households receiving eviction prevention services (including legal representation) (Required SLFRF)

Indicator Results:

Data is not available at this time. 15 loan agreements have been executed and are projected to create 615 units. Due to construction of units, it is anticipated completion data will be available for reporting in December of 2024.

Project ID:	270-IHOM-IHO
Program Name:	Iowa HOME Grant Program

Expenditure Category 2.15: Long-term Housing Security: Affordable Housing

Funding Amount \$20,000,000

Approximate Timeline Program will launch June 1, 2022. Application window will remain open until August 1, 2024, or funds are exhausted, whichever event comes soonest.

Primary Delivery Mechanism Grants

Website Link N/A

Program Status Completed less than 50%

Program Description The program deploys funds for defined residential unit construction projects focused on targeted AMI levels and increases affordable housing unit availability throughout Iowa.

Intended Outcomes:

The development of affordable housing units through deployment of additional HOME funds to ensure safe and healthy homes for families

Output Indicators:

- 1. Number of new housing units developed

Outcome Indicators:

- 1. Number of housing developments preserved

Indicator Results:

Data is not available at this time. 16 awards have been made and are projected to assist 91 housing units. Of the 91 housing units, 6 owner-occupied units were preserved and 85 new owner-occupied units developed. Due to construction of units, it is anticipated completion data will be available for reporting in December of 2026.

Project ID:	269-0073-DTH
Program Name:	Downtown Housing Grant Program

Expenditure Category 2.18: Housing Support: Other Housing Assistance

Funding Amount \$20,000,000

Approximate Timeline The anticipated application submission deadline will be set for January 2022 with funding awards to be announced in March of 2022.

Primary Delivery Mechanism Grants

Website Link N/A

Program Status Completed less than 50%

Program Description Development of upper story spaces into residential units will create new housing units in rural Iowa communities.

Intended Outcomes:

1. Revitalization of downtown neighborhoods in rural Iowa
2. Increase diversity of available housing stock (allows opening-up of traditional housing for growing families; allows aging families to move to these areas)
3. Increased opportunities to enable workforce (e.g., new teachers, new law enforcement officers etc.)

Output Indicators:

1. Number of new housing units developed
2. Number of housing units preserved
3. Number of refurbished buildings serving multi-family housing units
4. Number of refurbished buildings serving single family housing units

Outcome Indicators:

1. Number of communities served by projects

Indicator Results:

Data is not available at this time. 59 awards have been made and are projected to create 457 apartments. Due to construction of units, it is anticipated completion data will be available for reporting in December of 2024.

Project ID:	284-9003-GEA
Program Name:	GEAR UP Iowa Future Ready

Expenditure Category 2.25: Addressing Educational Disparities: Academic, Social, and Emotional Services

Funding Amount \$5,670,750

Approximate Timeline 4 years

Primary Delivery Mechanism Grants

Website Link <https://iowacollegeaid.gov/GEARUPiowa>

Program Status Completed less than 50%

Program Description GEAR UP Iowa Future Ready will work collaboratively with statewide and community-based partners to address the impact of COVID-19 on students’ mental health and academic outcomes. The program will provide direct support to partner districts who represent a key disproportionately impacted community necessary to impact our recovery goal to increase college enrollment for populations hardest hit by the pandemic through:
 1) direct contact with students through staff in schools and virtual coaching with families; 2) data collection and analysis; and 3) community partnerships. GEAR UP Iowa Future Ready will coordinate this support network by reinforcing counselor capacity for advising, increasing opportunities for one-on-one interactions and coaching for students, and coordinating system hand-offs that maintain responsibility with the provider, not the student, to not slip through the cracks.

Intended Outcomes:

1. Increase the number of low-income and underrepresented minority students who access and complete a postsecondary degree or credential.

Output Indicators:

1. Number of students participating in evidence-based tutoring programs
2. Number of students participating in services

Outcome Indicators:

1. FAFSA completion rate of the cohort

INDICATOR RESULTS:

2023

Number of students participating in evidence-based tutoring programs	353
Number of students participating in services	4,221
FAFSA completion rate of the cohort	0*

*The cohort does not graduate until 2025. FAFSA completion rate data will not be available until 2025.

Project ID:	309-IUTF-UTF
Program Name:	Unemployment Insurance Trust Fund

Expenditure Category 2.28: Contributions to UI Trust Funds

Funding Amount \$237,470,586

Approximate Timeline July 2021

Primary Delivery Mechanism Transfer

Website Link N/A

Program Status Completed

Program Description Contributions were made to the Unemployment Trust Fund to restore the fund to pre-pandemic balance as of January 27, 2020.

Intended Outcomes/Indicator Results:

Funds were transferred to the Unemployment Trust Fund in July 2021.

Project ID:	269-0064-IPC
Program Name:	Iowa Promotional Campaign

Expenditure Category 2.35: Aid to Tourism, Travel, or Hospitality

Funding Amount \$3,899,982.15

Approximate Timeline Fall 2021: Ad campaign runs mid-September through October

Primary Delivery Mechanism Contract

Website Link <https://www.thisisiowa.com/>

Program Status Completed

Program Description Provides an investment in a comprehensive multimedia advertising campaign around a 30-second video that introduces Iowa to the nation and encourages travelers to explore the state.

Project ID:	269-0064-IP2
Program Name:	Iowa Promotional Campaign Spring 2022

Expenditure Category 2.35: Aid to Tourism, Travel, or Hospitality

Funding Amount \$4,700,000

Approximate Timeline Fall 2021: Ad campaign runs mid-September through October
 Spring 2022: Ad campaign runs mid-March through mid-May

Primary Delivery Mechanism Contract

Website Link <https://www.thisisiowa.com/>

Program Status Completed

Program Description Provides an investment in a comprehensive multimedia advertising campaign around a 30-second video that introduces Iowa to the nation and encourages travelers to explore the state.

Intended Outcomes:

Increased tourism to and within Iowa.

Output Indicators:

1. Number of ad impressions across mediums (national cable, regional cable, digital, and paid social)

Outcome Indicators:

1. Visitation to and within the state (before and after).
2. Monthly hotel revenue/occupancy rate.
3. Lodging demand

Project ID:	269-0070-TMP
Program Name:	Tourism Marketing Projects

Expenditure Category 2.35: Aid to Tourism, Travel, or Hospitality

Funding Amount \$1,241,753.61

Approximate Timeline July 2021 – July 2022

Primary Delivery Mechanism Contract

Website Link <https://www.thisisiowa.com/>

Program Status Completed

Program Description Promotes tourism through investment in an image inventory for tourism marketing campaigns and redesign of Travellowa.com tourism website.

Intended Outcomes:

Increased tourism to and within Iowa.

Output Indicators:

1. Number of ad impressions across mediums (national cable, regional cable, digital, and paid social).

Outcome Indicators:

1. Visitation to and within the state (b/a)
2. Hotel revenue/occupancy rate.
3. Lodging demand

IOWA PROMOTIONAL CAMPAIGN AND TOURISM MARKETING PROJECTS INDICATOR RESULTS:

Number of ad impressions: Fall 2021-Spring 2022: 30 second TV ad	336,000,000
Visitation to and within the state in 2022 (Arrivalist)	39,707,671
Monthly hotel revenue/occupancy rate: revenue per available room revenue/rooms (RevPar) in 2022	\$55.59, up from \$46.35 in 2021
Lodging demand: Hotel occupancy in 2022 (STR)	54.4%, up from 50.2% in 2021

Project ID:	269-0068-M4M
Program Name:	Manufacturing 4.0 – Mid-size Manufacturers

Expenditure Category 2.36: Aid to Other Impacted Industries

Funding Amount \$23,000,000

Approximate Timeline February 2022 – December 2026

Primary Delivery Mechanism Grants

Website Link <https://www.iowamfg.com/workforce-innovation-program/>

Program Status Completed 50% or more

Program Description The Workforce Innovation Grant Program supports manufacturers with 76-250 employees that generate 51% or more of their total revenue from the sale of manufactured goods. The program will prioritize grant awards for Iowa manufacturers for the investment of projects aimed at helping manufacturers increase productivity, efficiency and remain competitive, through the acquisition of Industry 4.0 equipment. Industry 4.0 equipment includes highly specialized devices for automation, collaboration robotics and equipment for process improvements.

Intended Outcomes:

1. Increase productivity, efficiency, and competitiveness of Iowa manufacturing industry
2. Acquire specialized hardware or software in the Industry 4.0 technology groups such as investments in Industrial Internet of Things

Output Indicators:

1. Increase in annual revenue
2. Increase in acquired customers/product lines
3. Reduction in cost of goods

Outcome Indicators:

1. Increase in number of units produced
2. Reduced labor and time per unit
3. Decrease in reported health and safety incidents

Indicator Results:

Data is not available at this time. Data will become available upon completion of projects and receipt of project completion reports which is anticipated in 2024.

Project ID:	269-0067-M4S
Program Name:	Manufacturing 4.0 – Small Manufacturers

Expenditure Category 2.36: Aid to Other Impacted Industries

Funding Amount \$5,000,000

Approximate Timeline February 2022 – December 2026

Primary Delivery Mechanism Grants

Website Link N/A

Program Status Completed 50% or more

Program Description Help Iowa’s small manufacturers continue to advance their processes, automate decision making and optimize its current human capital from manual, labor-intensive positions into highly skilled value-added occupations, thus allowing it to continue to be the largest contributor to the state’s GDP and competitive on the worldwide manufacturing scale.

Intended Outcomes:

1. Increase productivity, efficiency, and competitiveness of Iowa manufacturing industry
2. Acquire specialized hardware or software in the Industry 4.0 technology groups such as investments in Industrial Internet of Things

Output Indicators:

1. Increase in annual revenue
2. Increase in acquired customers/product lines
3. Reduction in cost of goods

Outcome Indicators:

1. Increase in number of units produced
2. Reduced labor and time per unit

INDICATOR RESULTS: % of reported projects* that experienced 2023

increase number of units produced	65.22%
increased annual revenue	84.09%
increase in acquired customers	84.38%
increase in acquired product lines	59.18%
reduction in labor and time per unit	62.00%
reduction in cost of goods	59.18%

*Data is based on 53 project completion reports received. Data is self-reported by the awarded companies.

Project ID:	284-0233-LDS
Program Name:	Last Dollar Scholarship

Expenditure Category 2.37: Economic Impact Assistance: Other

Funding Amount \$3,500,000

Approximate Timeline Funds will be utilized by the end of August 2023.

Primary Delivery Mechanism Direct Payments

Website Link <https://iowacollegeaid.gov/LastDollar>

Program Status Completed 50% or more

Program Description The program will provide Last Dollar Scholarships to cover any remaining tuition and qualified fees for students who meet the Federal Pell Grant qualifications. The program provides funding to lowans for short-term programs of study aligned with high-demand jobs at Iowa colleges.

Intended Outcomes:

1. Fund all eligible Pell-qualified Last-Dollar Scholarship applicants who apply on or before August 1, 2022.

Output Indicators:

1. Number of individuals who qualify for the Federal Pell Grant that receive a Last-Dollar Scholarship award.

Outcome Indicators:

1. The total amount of Last-Dollar Scholarships disbursed to individuals who qualify for the Federal Pell Grant.

INDICATOR RESULTS:

2023

Number of individuals who qualify for the Federal Pell Grant that receive a Last-Dollar Scholarship award.	7,887
Total amount of Last-Dollar Scholarships disbursed to individuals who qualify for the Federal Pell Grant.	\$3,266,106

Project ID:	UNI-6664-UNI
Program Name:	UNI@IACC

Expenditure Category 2.37: Economic Impact Assistance: Other

Funding Amount \$4,166,400

Approximate Timeline Scholarships will be awarded beginning with students enrolled to start the Fall 2022 semester and ending with partial support for students enrolled to start the Fall 2025 semester. All funds will be obligated by December 31, 2024 and expended before December 2026. At the end of the funding period, UNI will continue the partnership using general education funding and philanthropic support.

Primary Delivery Mechanism Grants

Website Link <https://iacc.uni.edu/>

Program Status Completed less than 50%

Program Description The UNI@IACC partnership will provide an accessible and affordable pathway for low or moderate-income students to obtain a four-year degree without leaving their hometown through scholarship awards. The UNI@IACC partnership will focus special support on underserved areas of Western and Southern Iowa by creating partnerships with community colleges in those areas.

Intended Outcomes:

Award UNI@IACC Future Ready Scholarships to full-time equivalent students who begin a UNI@IACC Program as outlined here: 100 students – Fall 2022 Start; 150 students – Spring/Summer 2023 Start; 200 students – Fall 2023 Start; 150 students – Fall 2024 Start.

Output Indicators:

1. Number of eligible full-time equivalent and total number of students who receive a UNI@IACC Future Ready Scholarship.

Outcome Indicators:

1. The total amount of UNI@IACC Future Ready Scholarships disbursed.

INDICATOR RESULTS:

2023

Number of eligible full-time equivalent students who receive a UNI@IACC Future Ready Scholarship	198
Number of students who receive a UNI@IACC Future Ready Scholarship	301
The total amount of UNI@IACC Future Ready Scholarships disbursed	\$581,634

Expenditure Category:

**PUBLIC HEALTH – NEGATIVE ECONOMIC IMPACT:
Public Sector Capacity**

Project ID:	309-AA2H-HBP
Program Name:	Home Base IowaWORKS Portal

Expenditure Category 3.4: Public Sector Capacity: Effective Service Delivery

Funding Amount \$258,000

Approximate Timeline Timeline to Implement: 90-120 days beginning in mid-November.
Portal will be developed and implemented in 2022.

Primary Delivery Mechanism Contract

Website Link <https://iowaworksforveterans.gov/vosnet/default.aspx>

Program Status Completed 50% or more

Program Description Improve job resources and data collection through the IowaWORKS platform related to veterans employed through Home Base Iowa.

Intended Outcomes:

1. Increase access to and participation in the services to be supported by the Home Base Iowa Community Grant Program
2. Increase the body of data available for IWD for program evaluation and efficacy analysis.

Output Indicators:

1. Number of new Home Base Iowa Businesses

Outcome Indicators:

1. Veterans, service members and spouses employed through HBI per year (in-state and out-of-state)

INDICATOR RESULTS: % of reported projects* that experienced 2023

Number of new HBI businesses designated since May 12, 2023*	126
<i>HBI has helped the following number of Veterans, service members, and spouses find employment since January 1, 2023:</i>	
Number that lived in-state and were employed in-state	87
Number that lived in-state but were employed out-of-state	8
Number that moved to Iowa for employment	0
<i>HBI has helped the following number of Veterans, service members, and spouses find employment since April 7, 2023:*</i>	
Number that lived in-state and were employed in-state	39
Number that lived in-state but were employed out-of-state	4
Number that moved to Iowa for employment	0

*The IowaWORKS for Veterans portal launched on April 7, 2023. HBI employer indicator in the production system started May 12, 2023.

Project ID:	309-AA2L-LMI
Program Name:	Labor Market Information

Expenditure Category 3.4: Public Sector Capacity: Effective Service Delivery

Funding Amount \$733,754

Approximate Timeline 3 years

Primary Delivery Mechanism Contracts

Website Link N/A

Program Status Completed less than 50%

Program Description Projects to enhance the state’s ability to provide detailed labor market data to stakeholders to build stronger, more skilled workforce.

Intended Outcomes:

1. Improve access to reports related to IowaWORKS job postings and IowaWORKS candidates, including information regarding skills, technology requirements, tools and historical data.
2. Increase public access and improve public delivery of labor market data through the development and implementation of multiple internal and external dashboards to display a variety of workforce-related information.
3. Increase the amount and type of information available from Iowa employers regarding their job openings, retirements, hiring difficulties, perception of applicants, and benefits offered

Output Indicators:

1. Number of IowaWorks Job Opening reports created and data acquisitions utilizing the Labor Market Analysis Module.
2. Number of custom labor market information and workforce development dashboards produced.
3. Number of workforce Needs Assessment Surveys collected from employers.

Outcome Indicators:

Dashboard usage or website engagement showing an increase in labor market information available and accessed by stakeholders: 1. dashboard counts and 2. visitor counts

OUTPUT INDICATOR RESULTS:

2023

Number of Job Opening reports created	6
Number of data acquisitions utilizing the Labor Market Analysis Module	100
Number of custom labor market information and workforce development dashboards produced	1
Number of workforce Needs Assessment Surveys collected from employers	11,039

Project ID:	309-AA2A-GSM
Program Name:	Reemployment Case Management

Expenditure Category 3.4: Public Sector Capacity: Effective Service Delivery

Funding Amount \$10,728,663

Approximate Timeline 2022 – 2026

Primary Delivery Mechanism Contracts

Website Link N/A

Program Status Completed less than 50%

Program Description To support expanded RESEA interviews and work search audits, while promoting faster reemployment by those on unemployment benefits through individualized reemployment plans.

Intended Outcomes:

1. Increased resiliency and adaptiveness of the RESEA program in addressing the unique challenges presented to Workforce Advisors and program participants by the COVID-19 economic recovery and public health crisis.
2. Increased efficiency of the RESEA program in providing reemployment services to unemployed lowans seeking work.

Output Indicators:

1. Average time on unemployment insurance (UI)

Outcome Indicators:

1. Statewide unemployment rate
2. Number of program participants that are reemployed.

INDICATOR RESULTS:

	2022	2023
Average time on unemployment insurance (UI) (weeks)	13.5	10.1
Statewide unemployment rate	2.6	2.7
Number of program participants that are reemployed*	2,251	4,155

*Amounts reported represent the cumulative total of program participants reemployed at the end of each year.

Project ID:	532-2TOP-WRC
Program Name:	Workforce Realignment Consultant

Expenditure Category 3.5: Public Sector Capacity: Administrative Needs

Funding Amount \$42,500

Approximate Timeline September 2021 – September 2022

Primary Delivery Mechanism Contracts

Website Link N/A

Program Status Completed

Program Description To review workforce service delivery and to align state programs to best serve and reduce obstacles for lowans seeking employment in an effort to return to pre-pandemic rates of unemployment and labor participation.

Intended Outcomes:

An accurate inventory of all workforce dollars, regardless of funding source, available to the state to help train and employ all lowans, especially for those facing significant barriers to training or employment. Workforce programs will be aligned, coordinated, and implemented with a goal to ensure all lowans have access to training and employment opportunities that will provide life sustaining wages to care for them and their families

Output Indicators:

1. Number of programs reviewed by the consultant for inventory.

Outcome Indicators:

1. Number of programs consolidated

INDICATOR RESULTS:

2023 FINAL

Number of programs reviewed by the consultant for inventory	127
Number of programs consolidated	3

Expenditure Category: **PREMIUM PAY**

Project ID:	005-1901-POF
Program Name:	Iowa Public Sector Premium Pay

Expenditure Category 4.1: Public Sector Employees

Funding Amount \$7,613,000

Approximate Timeline Formal Announcement February 15; process final and checks/deposits issued prior to April 1

Primary Delivery Mechanism Direct payments

Website Link N/A

Program Status Completed

Program Description Provide a premium pay lump-sum payment to teachers employed by the state, law enforcement and corrections officers and medical professionals working in corrections.

Intended Outcomes:

Pay \$1,000 retention bonuses to teachers, law enforcement, and corrections officers and medical professionals working in corrections.

Output Indicators:

1. Number of staff receiving premium pay.
2. Number of workers to be served with premium pay in K-12 schools (SLFRF required)

Outcome Indicators:

1. The total amount of premium pay paid out at program closeout

INDICATOR RESULTS: 2023 Final	Total Amount of Premium Pay	Number of Workers Receiving Premium Pay	Number of Workers Receiving Premium Pay in K-12 Schools
Teachers	\$95,000	95	95
Corrections Staff	\$1,524,000	1,524	N/A
Law Enforcement/ Peace Officers	\$5,988,000	5,988	N/A
TOTAL	\$7,607,000	7,607	95

Project ID:	282-7390-PRI
Program Name:	Iowa Private Sector Premium Pay

Expenditure Category 4.2: Private Sector: Grants to Other Employers

Funding Amount \$732,020

Approximate Timeline Formal Announcement February 15; process final and checks/deposits issued prior to April 1

Primary Delivery Mechanism Direct Payments

Website Link N/A

Program Status Completed

Program Description Provide a premium pay lump-sum payment to teachers at independent schools.

Intended Outcomes:

Provide a premium pay lump-sum payment to teachers at independent schools

Output Indicators:

1. Number of teachers at accredited nonpublic schools receiving premium pay
2. Number of workers to be served with premium pay in K-12 schools (SLFRF required)
3. Number of accredited nonpublic schools receiving premium pay grants

Outcome Indicators:

1. Total amount of premium pay paid out at program closeout.

INDICATOR RESULTS:

2022 Final

Total amount of premium pay	\$732,020
Number of workers at accredited nonpublic schools receiving premium pay in K-12	680
Number of accredited nonpublic schools receiving premium pay	56

Expenditure Category: INFRASTRUCTURE

Project ID:	270-ECON-DYE
Program Name:	Economically Significant Projects-Dyersville East Road/Field of Dreams

Expenditure Category 5.2-Clean Water: Centralized wastewater collection and conveyance

Funding Amount \$11,000,000

Approximate Timeline March 2022 – December 2026

Primary Delivery Mechanism Grants

Website Link <https://www.iowafinance.com/WaterInfrastructure/>

Program Status Completed 50% or more

Climate Change and Justice40 Advancement Description:
 The Dyersville East Road/Field of Dreams project will support the development of critical clean water infrastructure by increasing access to safe drinking water and sanitary services.

Program Description Provide funding to support the Clean and/or Drinking Water State Revolving Fund-eligible water infrastructure components of projects in Iowa that will serve a large population or geography, with the added benefit of promoting tourism and/or supporting economic growth (jobs created, increase local revenue, etc.). This project will provide utilities at the Field of Dreams site serving 114,000 Iowans across two counties and helping create 350 jobs.

Project ID:	270-ECON-ICO
Program Name:	Economically Significant Projects - ICON Water Trails Dam Mitigation

Expenditure Category 5.9-Clean Water: Nonpoint source

Funding Amount \$15,000,000

Approximate Timeline March 2022 – December 2026

Primary Delivery Mechanism Grants

Website Link <https://www.iowafinance.com/WaterInfrastructure/>

Program Status Completed less than 50%

Climate Change and Justice40 Advancement Description:
 The ICON Water Trails Dam Mitigation project will improve the river’s safety and support habitat restoration. The project will support the Raccoon River which serves disadvantaged communities.

Program Description Provide funding to support the Clean and/or Drinking Water State Revolving Fund-eligible water infrastructure components of projects in Iowa that will serve a large population or geography, with the added benefit of promoting tourism and/or supporting economic growth (jobs created, increase local revenue, etc.). This large dam mitigation project will give ICON the opportunity to create a river run experience.

Project ID:	270-ECON-LEW
Program Name:	Economically Significant Project-Lewis & Clark Regional Water System

Expenditure Category 5.11-Drinking water: Transmission & distribution

Funding Amount \$12,000,000

Approximate Timeline February 2022 – December 2026

Primary Delivery Mechanism Grants

Website Link <https://www.iowafinance.com/WaterInfrastructure/>

Program Status Completed less than 50%

Climate Change and Justice40 Advancement Description:

The Lewis & Clark Regional Water System projects will support the development of critical clean water infrastructure by increasing access to safe drinking water and sanitary services.

Program Description

Provide funding to support the Clean and/or Drinking Water State Revolving Fund-eligible water infrastructure components of projects in Iowa that will serve a large population or geography, with the added benefit of promoting tourism and/or supporting economic growth (jobs created, increase local revenue, etc.). This project will include a 15 million gallon a day expansion of their existing system, additional pumping stations, and additional ground storage reservoirs.

Intended Outcomes:

1. Water and Sewer infrastructure projects that serve a large portion of citizens
2. Promote tourism
3. Support economic growth

Output Indicators:

1. Dollar amount of water/sewer infrastructure components of projects funded
2. Population and/or geography served by projects receiving funding.

Outcome Indicators:

1. Estimated population and/or geography served by/benefiting from the project
2. Estimated number of jobs created by the project
3. Projected number of tourists expected to draw upon completion, if applicable
4. Projected local revenue increased upon completion, if applicable

INDICATOR RESULTS:

SUBRECIPIENT	PROJECT	COUNTY	CITY	WIF Award Amount
City of Dyersville	East Road/Field of Dreams	Dubuque	Dyersville	\$11,000,000
Lewis & Clark Regional Water System	Water System Improvements	Lyon, Sioux	N/A	\$12,000,000
Regional Water System	Fleur Drive Dam Mitigation	Polk	N/A	\$15,000,000
TOTAL				\$38,000,000

cont. next page

SUBRECIPIENT	PROJECT	POPULATION	COUNTIES
City of Dyersville	East Road/Field of Dreams	114,342	2
Lewis & Clark Regional Water System	Water System Improvements	350,000	2*
Regional Water System	Fleur Drive Dam Mitigation	700,000	6

* The project directly serves projects located in 2 counties (three communities), but the benefits are shared among the whole multi-state system.

SUBRECIPIENT	PROJECT	JOB CREATED	TOURISM IMPACT	INCREASED LOCAL REVENUE (est.)
City of Dyersville	East Road/ Field of Dreams	350	250,000 visitors per year	\$40 million per year
Lewis & Clark Regional Water System	Water System Improvements	N/A	N/A	N/A
Regional Water System	Fleur Drive Dam Mitigation	700,000	80,000 visitors per year	\$104.4 million per year

Project ID:	270-WIUH-WIU
Program Name:	Wastewater Infrastructure for Unsewered Communities

Expenditure Category 5.3: Clean Water: Decentralized Wastewater

Funding Amount \$15,000,000

Approximate Timeline Grant funds will be obligated no later than December 31, 2024. Project construction progress will be monitored through December 31, 2026, or until completed.

Primary Delivery Mechanism Grants

Website Link <https://www.iowafinance.com/WaterInfrastructure/>

Program Status Completed less than 50%

Program Description Provide grants for property-owners residing in an unsewered community to repair or upgrade their septic system. A portion of funding will also be reserved to provide financial assistance to unsewered communities to implement an existing plan for constructing a centralized wastewater system.

Climate Change and Justice40 Advancement Description:

The Water Infrastructure for Unsewered Communities program will update and replace homeowner septic systems and install centralized wastewater systems in unsewered communities. These investments will contribute to the development of critical clean water infrastructure by reducing the quantity of raw sewage discharged. This program will benefit disadvantaged communities such as those with limited water and sanitation access and affordability.

Intended Outcomes:

1. Increase discharge compliance by modernizing and updating onsite septic systems for homeowners in unsewered communities
2. Assist unsewered communities with existing plan and desire to install a centralized wastewater system

Output Indicators:

1. Number of communities assisted.
2. Dollar amount of projects funded.
3. Number of homes updated.

Outcome Indicators:

1. Decrease the number of noncompliant systems (%)
2. Number of previously unsewered communities receiving installations of permanent, long-term wastewater infrastructure.

INDICATOR RESULTS:

2023

Number of noncompliant onsite septic systems installed	304
--------------------------------------------------------	-----

CENTRALIZED WASTEWATER SYSTEM SUBRECIPIENT	AMOUNT	STATUS
Eastern iowa Regional Utility Service (EIRUSS)	\$1,000,000	In progress
Iowa Regional Utilities Association (IRUA)	\$750,081	Start pending
City of Dougherty	\$394,197.75	In progress

Project ID:	270-IWRP-IWR
Program Name:	Industrial Water Reuse Projects

Expenditure Category 5.8: Clean Water: Water Conservation

Funding Amount \$15,000,000

Approximate Timeline Grant funds will be obligated no later than December 31, 2024. Project construction progress will be monitored through December 31, 2026, or until completed.

Primary Delivery Mechanism Grants

Website Link <https://www.iowafinance.com/WaterInfrastructure/>

Program Status Completed less than 50%

Program Description Provide matching grants for manufacturers to install onsite water reuse systems at industrial and/or manufacturing facilities. These systems will reduce the heavy demand placed on our surface and ground water resources and will lessen the local utility’s need to treat wastewater that is used for industrial purposes.

Climate Change and Justice40 Advancement Description:
Addressing industrial wastewater at the source by installing on-site water reuse systems for manufacturers will reduce the burden on local water treatment facilities and will overall conserve water.

Intended Outcomes:

1. Reducing the demand on water resources by industrial/manufacturing processes
2. Lessen local utilities’ need to treat wastewater that is used for industrial purposes

Output Indicators:

1. Number of onsite water reuse systems installed at industrial and/or manufacturing sites.

Outcome Indicators:

1. Amount of water conserved (gallons)

INDICATOR RESULTS:

2023

Number of onsite water reuse systems installed at industrial and/or manufacturing sites	1
Amount of estimated water conserved by reducing municipal water use (gallons)	24,000
Amount of estimated water conserved by reducing wastewater discharge (gallons)	23,000

Project ID:	270-WSSP-WSS
Program Name:	Watershed Protection Projects

Expenditure Category 5.9: Clean Water: Nonpoint Source

Funding Amount \$8,000,000

Approximate Timeline Grant funds will be obligated no later than December 31, 2024. Project construction progress will be monitored through December 31, 2026, or until completed.

Primary Delivery Mechanism Grants

Website Link <https://www.iowafinance.com/WaterInfrastructure/>

Program Status Completed less than 50%

Program Description Invest in nonpoint source watershed projects that improve Iowa’s water quality, focusing on green infrastructure and measures to control nonpoint source pollution from hydromodification.

Climate Change and Justice40 Advancement Description:

Watershed Protection Projects is targeting nonpoint source pollution, which will have environmental impacts and impacts on surrounding communities, including disadvantaged communities.

Intended Outcomes:

1. Curing the effects of hydromodification (streambank stabilization, riparian restoration, etc.)
2. Installing green infrastructure (bioretention, stormwater basins, etc.)

Output Indicators:

1. Number of projects funded
2. Dollar amount of projects.

Outcome Indicators:

1. Outcome metrics will vary depending on the project type. The engineering reports will provide details on the specific improvement in water quality upon completion.

OUTPUT INDICATOR RESULTS:

SUBRECIPIENT	PROJECT	COUNTY	CITY	WIF Award Amount
Polk County Conservation	Fourmile Stormwater Wetland (35th Street)	Polk	Granger	\$337,000
City of Ames	Moore Memorial Park	Story	Ames	\$61,500
Polk County Wetland	Creekview Stormwater	Polk	Des Moines	\$500,000
Polk County Conservation	Fourmile Floodplain Restoration	Polk	Granger	\$500,000
City of Altoona	Townsend Wet Pond	Polk	Altoona	\$500,000
City of West Des Moines	Woodland Hills Greenway	Polk	West Des Moines	\$210,880

cont. next page

SUBRECIPIENT	PROJECT	COUNTY	CITY	WIF Award Amount
City of Clive	Streambank Stabilization	Polk	Clive	\$500,000
Iowa Natural Heritage Foundation	Savannah Restoration, East Okoboji Lake	Dickinson	Des Moines	\$100,000
City of Ames	Brookside Park Stream Stabilization	Story	Ames	\$500,000
City of Bondurant	Ditch 2 Stream and Floodplain Restoration	Polk	Bondurant	\$300,000
City of Waukon	Various stormwater projects	Allmakee	Waukon	\$300,000
City of Coralville	Wetland Complex	Johnson	Coralville	\$222,373
Department of Natural Resources	Three Mile Lake Restoration (public lake)	Union	Des Moines	\$500,000
City of Atlantic	Bull Creek Stabilization/Rehab	Cass	Atlantic	\$300,000
City of Manchester	Stormwater Wetlands	Delaware	Manchester	\$119,385
Trees Forever	Stormwater BMPs at Headquarters	Linn	Marion	\$100,000
City of Hamburg	Native Prairie and Wetland	Fremont	Hamburg	\$500,000
Northeast Iowa RC&D	Dry Run Creek Greenbelt	Winneshiek	Postville	\$500,000
City of Elkhart	Prairie Pointe Park Stormwater	Polk	Elkhart	\$500,000
City of Perry	Frog Creek Stream Stabilization	Dallas	Perry	\$500,000
City of Decorah	Stormwater BMPs	Winneshiek	Decorah	\$500,000
Department of Natural Resources	Silver Lake Shoreline Stabilization	Dickinson	Des Moines	\$300,000
Department of Natural Resources	Spirit Lake Shoreline Stabilization	Dickinson	Spirit Lake	\$100,000

Outcome Indicator Results:

Data is not available at this time. Data will be reported in future periods upon completion of projects.

Project ID:	009-CIP1-CON
Program Name:	Iowa Conservation Infrastructure Projects

Expenditure Category 5.9-Clean Water: Nonpoint Source

Funding Amount \$25,000,000

Approximate Timeline 4 years

Primary Delivery Mechanism Grants

Website Link <https://iowaagriculture.gov/sites/default/files/2021/Iowa%20Conservation%20Infrastructure%20Project%20Summary%20-%20DRAFT%20120821.pdf>

Program Status Completed less than 50%

Climate Change and Justice40 Advancement Description: N/A

Program Description Improve water quality by harnessing the collective ability of both private and public resources, organizations, and contractors to rally around the Nutrient Reduction Strategy and implement proven conservation practices to reduce nutrients. This program will invest in non-point source conservation projects in priority watersheds with layered benefits including improved water quality, habitat, recreation, carbon sequestration.

Intended Outcomes:

1. Nutrient reduction loads (Phosphorus, Nitrate).
2. Habitat creation/restoration.
3. Support water recreation

Output Indicators:

1. Acres treated.
2. Estimate of load reduction, nutrient reduction.

Outcome Indicators:

1. Average reduction of nutrients (nitrates, phosphorus).
2. Habitat vegetation establishment (null if n/a).
3. Impact on recreation patterns (null if n/a).

INDICATOR RESULTS:

WATER QUALITY WETLANDS	2023
Acres treated (watershed size)	897
Acres treated (easement size)	16.09
Acres treated (wetland size)	5.35
Estimate of nutrient reduction (lbs of N/year)	8,027
Habitat Vegetation Establishment (acres)	16.09

cont. next page

GRADE STABILIZATION STRUCTURES	2023
Acres treated (drainage area)	327.3
Acres treated (pool size)	8.1
Estimate of nutrient reduction (P loss reduction)	125.9

SATURATED BUFFERS AND BIOREACTORS	2023
Acres treated (drainage area)	2950
Estimate of nutrient reduction (lbs of N/year)	26,933
Saturated Buffers (no.)	27
Bioreactors (no.)	46

Project ID:	185-02BB-BBG
Program Name:	Broadband Expansion

Expenditure Category 5.19: Broadband: “Last Mile” projects

Funding Amount \$199,509,073

Approximate Timeline March 3, 2021 through September 30, 2026

Primary Delivery Mechanism Grants

Website Link <https://ocio.iowa.gov/broadband-grants>

Program Status Completed less than 50%

Climate Change and Justice40 Advancement Description: N/A

Program Description Provides grants to communication service providers who submit proposals to build 100/100 broadband (or 100/20 broadband, scalable to 100/20 broadband within three years) within areas of the State of Iowa that lack access to 25/3 wireline broadband.

Intended Outcomes:

Broadband grants awarded for the buildout of qualifying broadband speeds in eligible areas of the State of Iowa.

Output Indicators:

1. Number of broadband expansion projects completed.
2. Number of households projected to have access to 100/100 mbps speeds
3. Number of community anchor institutions projected to have access to the 100/100 mbps speeds
4. Number of businesses projected to have access to 100/100 mbps speeds
5. Number of households projected to have access to 100/20 mbps speeds
6. Number of community anchor institutions projected to have access to the 100/20 mbps speeds
7. Number of businesses projected to have access to 100/20 mbps speeds

Outcome Indicators:

1. Number of homes projected to have access to the minimum required speeds that did not previously have access to the minimum required speeds.
2. Number of community anchor institutions projected to have access to the minimum required speeds that did not previously have access to the minimum required speeds.
3. Number of businesses projected to have access to the minimum required speeds that did not previously have access to the minimum required speeds.

INDICATOR RESULTS:

2023

Number of broadband expansion projects completed.	1
Number of households projected to have access to 100/100 mbps speeds	31,079
Number of community anchor institutions projected to have access to 100/100 mbps speeds	11
Number of businesses projected to have access to 100/100 mbps speeds	5,893

cont. next page

INDICATOR RESULTS: *cont.***2023**

Number of households projected to have access to 100/20 mbps speeds	0
Number of community anchor institutions projected to have access to 100/20 mbps speeds	0
Number of businesses projected to have access to 100/20 mbps required speeds	0
Number of homes projected to have access to the minimum required speeds that did not previously have access to the minimum required speeds.	31,079
Number of community anchor institutions projected to have access to the minimum required speeds that did not previously have access to the minimum required speeds.	11
Number of businesses projected to have access to the minimum required speeds that did not previously have access to the minimum required speeds.	5,893

Project ID:	185-01BB-BCE
Program Name:	Broadband Community Engagement

Expenditure Category 5.19: Broadband: “Last Mile” projects

Funding Amount \$1,320,000

Approximate Timeline Through December 2023

Primary Delivery Mechanism

Website Link N/A

Program Status Completed 50% or more

Climate Change and Justice40 Advancement Description: N/A

Program Description Provides Iowa cities and counties with education, research, consulting, and related support in connection with the development of broadband plans. Such plans will identify stakeholders, partners, funding sources, and supporting data that can be used to support broadband development at the local government level.

Intended Outcomes:

Local governments are equipped with planning support for broadband expansion projects.

Output Indicators:

1. The number of status reports concerning agency planning engagements.
2. The number of county government and Iowa Council of Government organizations contacted to participate in the Invitation to Qualify for Broadband Intervention Zones.

Outcome Indicators:

1. The number of community planning engagements conducted
2. The number of community-identified interventions zones established

OUTPUT INDICATOR RESULTS: 2023

Invitation to Qualify for Broadband Intervention Zones: The Office issued Invitation to Qualify #001 Broadband Intervention Zones. The purpose of the Invitation to Qualify was to solicit Applications from Communities lacking Broadband. Successful Applications to the ITQ were used by the OCIO to establish Broadband Intervention Zones to be used to prioritize areas for future broadband funding.

Number of county government organizations contacted to participate in the Invitation to Qualify for Broadband Intervention Zones.	99
Number of Iowa Council of Government organizations contacted to participate in the Invitation to Qualify for Broadband Intervention Zones.	16
Number of community-identified broadband intervention zones established.	96

cont. next page

OUTPUT INDICATOR RESULTS: 2023

Diversity, Equity & Inclusion Community Meetings: 55 public town hall style meetings were held across the state to get feedback from lowans on digital services, including broadband, in their area.

Number of Diversity, Equity and Inclusion Community Meetings	55
--------------------------------------------------------------	----

OUTPUT INDICATOR RESULTS: 2023 FINAL

BroadBAND Together (BBT) Community Planning Engagements: The BBT program was announced in October 2021, utilizing the Iowa League of Cities and Iowa State Association of Counties for outreach including all 99 counties.

Number of status reports concerning agency planning engagements	7
Number of community planning engagements conducted:	
Community Disengaged/No Organized Interest	8
Engaged - Not BBT	11
Engaged - BBT	24
No Reply	56

Expenditure Category:

REVENUE REPLACEMENT

Project ID:	309-AALK-ADS
Program Name:	<i>IowaWORKS.gov</i> Marketing

Expenditure Category 6.1: Provision of Government Services

Funding Amount \$601,023

Approximate Timeline September 2021 – December 2022

Primary Delivery Mechanism Contracts

Website Link <https://www.iowaworks.gov>

Program Status Completed

Program Description To spread awareness about the *IowaWorks.gov* website, which is the central location for Iowans looking for employment. With job vacancies at an all-time high, this marketing campaign has helped promote opportunities that are being offered by employers all over the State of Iowa.

Project ID:	309-AAC-CCC
Program Name:	Child Care Challenge

Expenditure Category 6.1: Provision of Government Services

Funding Amount \$6,780,446.63

Approximate Timeline January 2022 – June 2023: Final reports December 30, 2023

Primary Delivery Mechanism Grants

Website Link <https://www.futurereadyiowa.gov>

Program Status Complete 50% or more

Program Description Child Care Challenge Fund projects will create new childcare slots across the State and help communities improve their childcare options and bolster opportunities for Iowans to reenter the workforce. All projects are designed to address child care shortages and alleviate a local child care need. The Child Care Grant projects will remove significant barriers and give Iowa parents more choices in providing for their families, which will in turn enable more Iowa parents to re-enter and remain in the workforce, especially in high demand occupations and in minority and underrepresented communities.

Project ID:	185-1082-DCM
Program Name:	Data Center Migration

Expenditure Category 6.1: Provision of Government Services

Funding Amount \$19,722,563

Approximate Timeline 2022 – 2026

Primary Delivery Mechanism Contracts

Website Link N/A

Program Status Completed 50% or more

Program Description To support the State's Data Center Migration and Resiliency Project to include migration of data to a new data center and update or replacement of aged infrastructure.

Project ID:	185-1081-SOC
Program Name:	24/7/365 Security Operations Center

Expenditure Category 6.1: Provision of Government Services

Funding Amount \$6,185,036

Approximate Timeline 2022 – 2026

Primary Delivery Mechanism Contracts

Website Link N/A

Program Status Completed less than 50%

Program Description Expansion of a Security Operations Center to provide continuous security monitoring services, security of network systems and improve the State's ability to respond to cyberattacks.

Project ID:	185-1084-EDR
Program Name:	Endpoint Detection and Response Platform

Expenditure Category 6.1: Provision of Government Services

Funding Amount \$7,650,000

Approximate Timeline 2022 – 2026

Primary Delivery Mechanism Contracts

Website Link N/A

Program Status Completed less than 50%

Program Description To acquire software licenses for a new Endpoint Detection and Response Platform capable of serving State of Iowa Agencies and local governments. The EDR platform will provide additional security protections for managed endpoints including PCs, servers and other devices.

Project ID:	185-1083-OSS
Program Name:	Unsupported Operation System and Software Replacement

Expenditure Category 6.1: Provision of Government Services

Funding Amount \$2,850,000

Approximate Timeline Through July 1, 2024

Primary Delivery Mechanism Contracts

Website Link N/A

Program Status Completed less than 50%

Program Description Replacement of unsupported operating systems and software in the State’s production environments. Unsupported systems cannot receive security patches for vulnerabilities and are at a higher risk of being compromised. These endpoints and software pose a serious risk to the security of the state network and its data.

Project ID:	185-1086-CCN
Program Name:	Capitol Complex Network Upgrade

Expenditure Category 6.1: Provision of Government Services

Funding Amount \$3,412,600

Approximate Timeline Through July 1, 2024

Primary Delivery Mechanism Contracts

Website Link N/A

Program Status Completed less than 50%

Program Description Replacement of network and wireless infrastructure that provides communication and technology access to State of Iowa Capitol complex employees.

Project ID:	270-HRBG-HRB
Program Name:	Home Rehabilitation Block Grant Program

Expenditure Category 6.1: Provision of Government Services

Funding Amount \$4,000,000

Approximate Timeline Funding announced at the end of 2022. Expenditure by 12/31/26.

Primary Delivery Mechanism Grants

Website Link N/A

Program Status Completed less than 50%

Program Description Offer eligible Iowa communities an opportunity to offer property owners in a targeted neighborhood financial assistance for eligible repair expenses to help preserve their homes and develop new affordable housing opportunities for Iowans. Funding must benefit households with incomes at or below 80% of the area median income.

Project ID:	595-1998-REC
Program Name:	DPS Recruitment Initiative

Expenditure Category 6.1: Provision of Government Services

Funding Amount \$1,500,000

Approximate Timeline Five years: CY2022 through CY2026

Primary Delivery Mechanism Contracts

Website Link N/A

Program Status Completed less than 50%

Program Description Expand efforts to rehire public sector employees and create a foundation for a strong and equitable recovery of the state’s public safety workforce through programming and outreach, digital marketing, strategic consulting and website development.

Project ID:	645-8545-CAI
Program Name:	Iowa Commercial Aviation Infrastructure Fund

Expenditure Category 6.1: Provision of Government Services

Funding Amount \$100,000,000

Approximate Timeline Funds will be fully obligated by no later than December 15, 2023. All reimbursement claims must be submitted no later than June 30, 2026.

Primary Delivery Mechanism Grants

Website Link <https://iowadot.gov/aviation/iowa-Commercial-Aviation-Infrastructure-Fund>

Program Status Completed less than 50%

Program Description Provide funding for the most critical projects at each of Iowa’s 8 commercial aviation airports necessary to support regional and/or statewide economic growth.

Project ID:	185-1087-IVA
Program Name:	Inventory and Asset Management

Expenditure Category 6.1: Provision of Government Services

Funding Amount \$1,000,000

Approximate Timeline 2023 – 2026

Primary Delivery Mechanism Contracts

Website Link N/A

Program Status Completed less than 50%

Program Description Development of platforms for the effective tracking of IT inventory and assets and integration with Endpoint Detection Response software to identify potential security threats.

Project ID:	284-4005-NGS
Program Name:	Iowa National Guard Service Scholarship Supplemental

Expenditure Category 6.1: Provision of Government Services

Funding Amount \$600,000

Approximate Timeline Spring 2022 Semester

Primary Delivery Mechanism Direct Payments

Website Link <https://iowacollegeaid.gov/iowaNationalGuard>

Program Status Completed

Program Description Provides tuition reimbursement for Iowa National Guard Soldiers and Airmen.

Project ID:	269-DEST-DIA
Program Name:	Destination Iowa

Expenditure Category 6.1: Provision of Government Services

Funding Amount \$115,000,000

Approximate Timeline Grant recipients will be required to obligate funds no later than December 31, 2024, with construction expenditures completed by June 30, 2026.

Primary Delivery Mechanism Grants

Website Link <https://www.iowaeda.com/destination-iowa/>

Program Status Completed less than 50%

Program Description Destination Iowa is a \$115 million investment to bolster the quality of life in Iowa’s communities and attract visitors and new residents to the state. The new effort will provide grants to help communities move forward on transformational, shovel-ready attractions. Cities, counties, nonprofits and other organizations can apply for Destination Iowa grants from four separate funds: Economically Significant Development, Outdoor Recreation, Tourism Attraction and Creative Placemaking.

Project ID:	269-0082-NPI
Program Name:	Nonprofit Innovation Infrastructure Fund

Expenditure Category 6.1: Provision of Government Services

Funding Amount \$40,804,743

Approximate Timeline Program announced 5/26/22. Awardees announced 9/14/22. Contracts executed 3/30/23. Projects anticipated to be completed by 9/30/2026.

Primary Delivery Mechanism Grants

Website Link <https://www.iowaeda.com/nonprofit-innovation-fund/>

Program Status Completed less than 50%

Program Description Funding made available to nonprofit organizations for infrastructure projects that expand the number of services provided to Iowans and/or projects that increase the number of Iowans served by the nonprofit organization.

Project ID:	532-GUID-GUI
Program Name:	Alignment Consultant

Expenditure Category 6.1: Provision of Government Services

Funding Amount \$993,999.99

Approximate Timeline August 15, 2022 – January 31, 2023

Primary Delivery Mechanism Contract

Website Link N/A

Program Status Completed

Program Description Consultant services to review the state’s executive branch organizational structure and make recommendations for the alignment of state government programs and services.

Project ID:	185-1085-DIG
Program Name:	Digital Transformation

Expenditure Category 6.1: Provision of Government Services

Funding Amount \$13,070,607

Approximate Timeline 2023 – 2026

Primary Delivery Mechanism Contract

Website Link N/A

Program Status Completed less than 50%

Program Description Update state websites to improve user experience through human-centered design.

Project ID:	269-2001-IBD
Program Name:	State of Iowa Brand Development

Expenditure Category 6.1: Provision of Government Services

Funding Amount \$305,000

Approximate Timeline August 2022 – July 2023

Primary Delivery Mechanism Contract

Website Link N/A

Program Status Completed 50% or more

Program Description Develop an overall brand strategy for the state of Iowa to further elevate the profile of the state and create a consistent, positive brand experience for everyone who engages with it.

Project ID:	185-1088-OKT
Program Name:	Identity and Access Management

Expenditure Category 6.1: Provision of Government Services

Funding Amount \$3,490,375.23

Approximate Timeline September 2022 – September 2023

Website Link N/A

Program Status Completed

Program Description The project will support a one year renewal of the OCIO’s Okta platform which provides a single identity for employees and citizens interacting with state government systems.

Project ID:	532-ESPR-ESP
Program Name:	Rules Management Program

Expenditure Category 6.1: Provision of Government Services

Funding Amount \$670,967.54

Approximate Timeline Pilot: January 2023 – December 2024,
Enterprise-wide: 2023-2025 or 2024-2026

Primary Delivery Mechanism Contract

Website Link N/A

Program Status Completed 50% or more

Program Description The Esper tool will provide a shared technology platform for IGOV and state agencies to collaboratively review and rewrite administrative code.

Project ID:	309-PFIL-ELL
Program Name:	Iowa Language Learners Job Training

Expenditure Category 6.1: Provision of Government Services

Funding Amount \$5,100,000

Approximate Timeline December 2022 – October 2024

Website Link <https://www.futurereadyiowa.gov/iowa-language-learner>

Program Status Completed less than 50%

Program Description The program will make funds available to encourage and enable businesses and employer consortiums to provide onsite language learning opportunities to reduce language barriers within the workplace.

Project ID:	034-ISFS-ISF
Program Name:	Iowa State Fair Security Improvements

Expenditure Category 6.1: Provision of Government Services

Funding Amount \$1,500,000

Approximate Timeline October 2022 – December 2024

Primary Delivery Mechanism Contracts

Website Link N/A

Program Status Completed less than 50%

Program Description Renovation and construction of the permanent Iowa State Fair Patrol and Security office.

Project ID:	185-1089-HVA
Program Name:	HVAC Replacement – Joint Forces Headquarters – IAANG/ICN/OCIO Data Center

Expenditure Category 6.1: Provision of Government Services

Funding Amount \$2,659,400

Approximate Timeline November 2022 – April 2024

Primary Delivery Mechanism Contracts, Purchase Orders

Website Link N/A

Program Status Completed less than 50%

Program Description Replacement of HVAC equipment in the data center serving the IAANG, ICN and OCIO spaces at Joint Forces Headquarters.

Project ID:	309-AANL-CDL
Program Name:	Entry-Level Driver Training

Expenditure Category 6.1: Provision of Government Services

Funding Amount \$6,120,000

Approximate Timeline January 2023 – December 2025

Primary Delivery Mechanism Grants

Website Link <https://www.futurereadyiowa.gov/entry-level-driver>

Program Status Completed less than 50%

Program Description Provide funding to reimburse employers and nonprofits that provide Entry-Level Driver Training (ELDT) either in-house or through partnership with third-party certified training providers.

Project ID:	005-1561-IJH
Program Name:	Demolition and Asbestos Remediation – Iowa Juvenile Home

Expenditure Category 6.1: Provision of Government Services

Funding Amount \$353,278.05

Approximate Timeline October 2022 – February 2023

Primary Delivery Mechanism Contract

Website Link N/A

Program Status Completed

Program Description Demolition and asbestos remediation at the Iowa Juvenile Home to prepare the site for community redevelopment.

Project ID:	309-AAPP-PPS
Program Name:	Expanding Iowa’s Work Based Learning Professional Profiling System

Expenditure Category 6.1: Provision of Government Services

Funding Amount \$1,697,500

Approximate Timeline 2023 – August 2026

Primary Delivery Mechanism Contract

Website Link N/A

Program Status Completed less than 50%

Program Description The project will provide an application and platform for tracking apprenticeship credentials and sharing them with employers. This will create a more efficient way for prospective employers to assess the qualifications of candidates, and a simple method for prospective employees to make their qualifications and background known to employers who are looking for workers.

Project ID:	309-PF2E-HC2
Program Name:	Health Careers Registered Apprenticeship 2.0

Expenditure Category 6.1: Provision of Government Services

Funding Amount \$15,000,000

Approximate Timeline April 2023 – August 2026

Primary Delivery Mechanism Grants

Website Link <https://www.earnandlearniowa.gov/health-careers>

Program Status Completed less than 50%

Program Description The program will provide funding to establish new or expand existing high school-based and/or adult registered apprenticeship programs for health careers in Emergency Medical Services, Nursing, Direct Support Care and Behavioral Health career pathways. The programs will provide alternative pathways to health education, degrees and certifications.

Project ID:	ISU-VDLP-VDL
Program Name:	Veterinary Diagnostic Laboratory

Expenditure Category 6.1: Provision of Government Services

Funding Amount \$40,000,000

Approximate Timeline February 2023 – December 2026

Primary Delivery Mechanism Contracts

Website Link N/A

Program Status Completed less than 50%

Program Description The project will support Phase 2 of the VDL building allowing for co-location of all VDL operations, provide efficient and effective process flow, address critical issues for space quantity and quality, and provide the necessary biosafety and biocontainment.

Project ID:	671-TF23-VTF
Program Name:	Veterans Trust Fund Supplemental Grant Program

Expenditure Category 6.1: Provision of Government Services

Funding Amount \$443,713

Approximate Timeline March 2021 – December 2023

Primary Delivery Mechanism Direct Payments

Website Link N/A

Program Status Completed 50% or more

Program Description The program will clear the backlog of Veterans Trust Fund applications approved by the state Commission or received by the Department of Veterans Affairs from counties as of November 3, 2022. Applications submitted by veterans prior to March 3, 2021 are not eligible for this program.

Project ID:	284-4006-NG2
Program Name:	Iowa National Guard Service Scholarship Supplemental Spring 2023

Expenditure Category 6.1: Provision of Government Services

Funding Amount \$1,600,000

Approximate Timeline Spring 2023 Semester

Primary Delivery Mechanism Direct payments

Website Link <https://iowacollegeaid.gov/iowaNationalGuard>

Program Status Completed

Program Description Provides tuition reimbursement for Iowa National Guard Soldiers and Airmen for Spring 2023.

Project ID:	284-4008-NG3
Program Name:	Iowa National Guard Service Scholarship Additional Supplemental Spring 2023

Expenditure Category 6.1: Provision of Government Services

Funding Amount \$300,000

Approximate Timeline Spring 2023 Semester

Primary Delivery Mechanism Direct payments

Website Link <https://iowacollegeaid.gov/iowaNationalGuard>

Program Status Completed 50% or more

Program Description Provides additional funding for tuition reimbursement for Iowa National Guard Soldiers and Airmen for Spring 2023.

Project ID:	238-A21B-OMS
Program Name:	Offender Management System Enhancements

Expenditure Category 6.1: Provision of Government Services

Funding Amount \$1,000,000

Approximate Timeline Until funds expire or funding is diminished.
Obligated by December 31, 2024 and expended by December 31, 2026.

Primary Delivery Mechanism Contract

Website Link N/A

Program Status Completed less than 50%

Program Description The project will support essential data programming needs that increase operational efficiency within the system and reporting capabilities.

Project ID:	IA-EDA-M4T
Program Name:	Manufacturing 4.0 – Technology Investment Program for Manufacturers with 3-150 employees

Expenditure Category 6.1: Provision of Government Services

Funding Amount \$2,000,000

Approximate Timeline Contracts awarded by December 31, 2024 and funds reimbursed by December 31, 2026

Primary Delivery Mechanism Grants

Website Link <https://www.iowamfg.com/technology-investment-program/>

Program Status Completed less than 50%

Program Description Help Iowa’s manufacturers with 3-150 employees increase productivity, efficiency and competitiveness and acquire specialized hardware or software in the Industry 4.0 technology groups.

Project ID:	401-A001-LBR
Program Name:	Lucas Building Renovation

Expenditure Category 6.1: Provision of Government Services

Funding Amount \$10,000,000

Approximate Timeline February 2023 – May 2024

Primary Delivery Mechanism Contracts

Website Link N/A

Program Status Completed less than 50%

Program Description Renovation to the Lucas State Office Building and Hoover State Office Building to co-locate HHS staff in the Lucas Building and prepare the Hoover State Office Building for incoming staff from other departments.

Project ID:	542-C6ZE-HCR
Program Name:	Hazardous Condition Remediation Plan

Expenditure Category 6.1: Provision of Government Services

Funding Amount \$1,532,600

Approximate Timeline February 2023 – December 2024

Primary Delivery Mechanism Contracts, Grants

Website Link N/A

Program Status Completed 50% or more

Program Description The project will support replacement of damaged equipment and supplies for first responders and hazardous condition remediation associated with an explosion and subsequent fire at a factory in the city of Marengo, Iowa.

Project ID:	284-4007-ICA
Program Name:	Technology Modernization to Increase ICAPS System Security

Expenditure Category 6.1: Provision of Government Services

Funding Amount \$90,780

Approximate Timeline March 2023 – October 2023

Primary Delivery Mechanism Contract

Website Link N/A

Program Status Completed less than 50%

Program Description The project will protect ICAPS data with modernizing upgrades to security, including adding multi-factor authentication to the sign-in process, enhancing record audit history, use of the state’s Akamai web application firewall, and addition of CAPTCHA technology. This will ensure better, more secure authentication policies and data protection.

Project ID:	269-0083-SPG
Program Name:	Iowa Promotional Campaign Spring 2023

Expenditure Category 6.1: Provision of Government Services

Funding Amount \$3,750,000

Approximate Timeline April 2023 – June 2023

Primary Delivery Mechanism Contract

Website Link <https://www.thisisiowa.com/>

Program Status Completed

Program Description Provides an investment in a comprehensive multimedia advertising campaign that introduces Iowa to the nation, lets people from other states in on our secret and encourages them to visit, live and work in Iowa. The campaign is supported by a multimedia strategy that builds higher frequency -- meaning number of times the audience is exposed to the ad -- which reinforces the message and drives traffic to ThisIowa.com.

Project ID:	185-1091-SFS
Program Name:	State Financial System

Expenditure Category 6.1: Provision of Government Services

Funding Amount \$24,203,440

Approximate Timeline March 2023 – February 2024

Primary Delivery Mechanism Contracts

Website Link N/A

Program Status Completed less than 50%

Program Description Upgrades the current state finance and accounting system to the latest cloud-based version to ensure greater security of the state’s financial infrastructure and to provide greater transparency and accountability through the improved system functionality.

Project ID:	IA-DOM-SCOC
Program Name:	Alignment Communications and Change Management Support

Expenditure Category 6.1: Provision of Government Services

Funding Amount \$543,000

Approximate Timeline April 2023 – December 2023

Primary Delivery Mechanism Contract

Website Link N/A

Program Status Completed less than 50%

Program Description Consultant services to provide alignment related services including enterprise-wide strategic communications support and Department of Corrections organizational change management support.

Project ID:	595-5221-MVE
Program Name:	Motor Vehicle Enhancement

Expenditure Category 6.1: Provision of Government Services

Funding Amount \$22,451,200

Approximate Timeline May 2023 – December 2026

Primary Delivery Mechanism Contracts, Purchase Orders

Website Link N/A

Program Status Completed less than 50%

Program Description The project will support costs to align commercial vehicle enforcement under one department. The Department of Public Safety will utilize funds to support MVE transition costs, purchase a Fleet & Supply building, and support DPS general operating costs.

Project ID:	IA-DOM-AEEN
Program Name:	Alignment Employee Engagement

Expenditure Category 6.1: Provision of Government Services

Funding Amount \$2,546,652

Approximate Timeline May 2023 – July 2026

Primary Delivery Mechanism Contract

Website Link N/A

Program Status Completed less than 50%

Program Description The program will utilize employee survey results to rapidly deploy strategies and tactics that will help state leaders retain employees through the alignment transition by identifying key drivers of engagement and intent to stay, with the goals of more fully engaging employees, increasing employee retention and enhancing recruitment.

Expenditure Category: **ADMINISTRATIVE EXPENSES**

Project ID:	532-FRFA-ADM
Program Name:	Fund Administration

Expenditure Category 7.1: Administrative Expenses

Funding Amount \$4,110,255

Approximate Timeline September 2021 – December 2026

Primary Delivery Mechanism Contracts, Direct Charges

Website Link N/A

Program Status Completed less than 50%

Program Description Funds administrative costs associated with the State and Local Fiscal Recovery Fund.